
REPLACEMENT PARTS MANUAL WALL MOUNT HEATER PACKAGE

**MODELS: EHWH38-A05, EHWH38-B06, EHWH38-B09, EHWH49-A05,
EHWH49-A08, EHWH49-A10, EHWH49-B06, EHWH49-B09,
EHWH49-C06, EHWH49-C09, EHWH61-A05, EHWH61-A08,
EHWH61-A10, EHWH61-A20, EHWH61-C09
EHWA38-A05, EHWA38-A08, EHWA38-A10, EHWA38-B06,
EHWA38-B09, EHWA38-C06, EHWA49-A05, EHWA49-B06,
EHWA61-A05, EHWA61-A08, EHWA61-A10, EHWA61-B09
EHWH38DA10, EHWH38DB06, EHWH38DB09,
EHWH38DC09, EHWH49DA10, EHWH49DB06,
EHWH49DB09, EHWH49DC09, EHWH61DA10,
EHWH61DB09, EHWH61DC09**

General Notes

- Revised and/or additional pages may be issued from time to time.
- A complete and current manual consists of pages shown in the following contents section.

Important

- Contact the installing and/or local Bard distributor for all parts requirements. Make sure you have the complete model and serial number available from the unit rating plates.

Contents

Description	Page
Heater Packages / Heat Pump	
♦ Exploded View	2
♦ Usage List	3
♦ Usage List	4
♦ Blank Page	5
Heater Packages / Air Conditioning	
♦ Exploded View	6
♦ Usage List	7

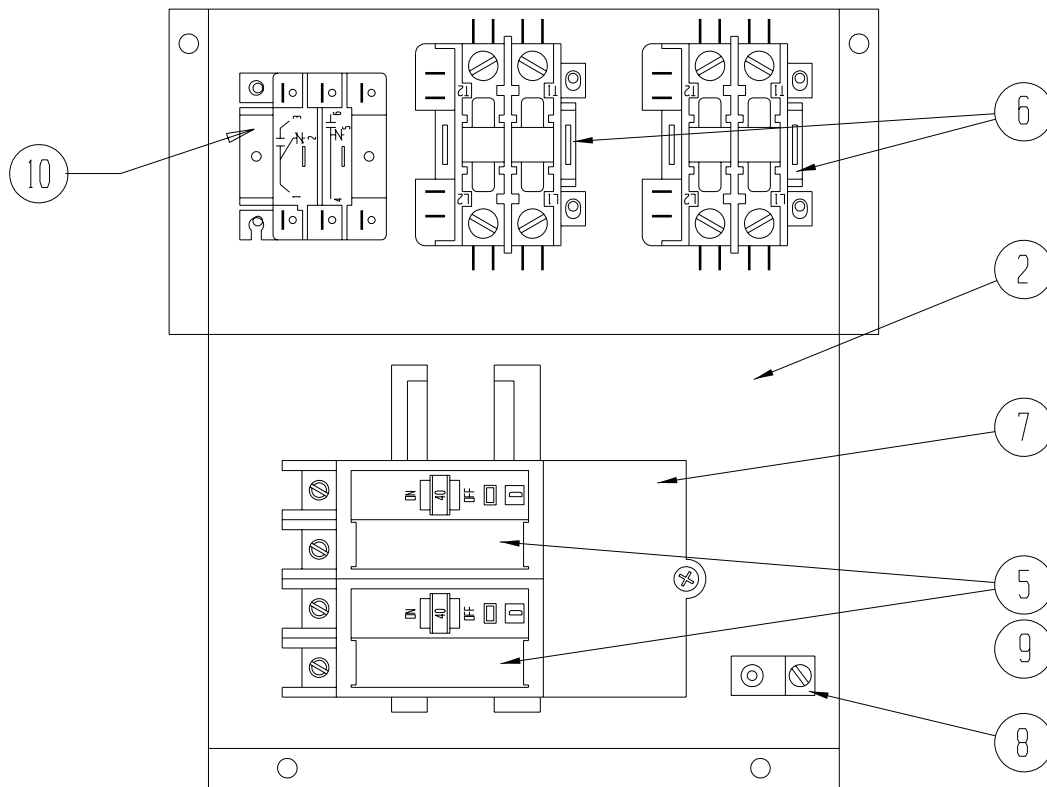
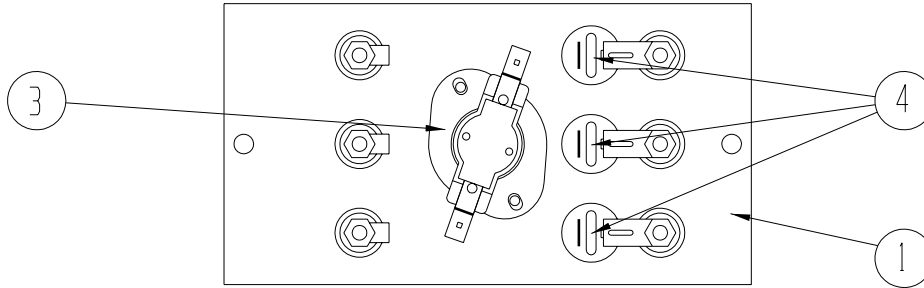


Bard Manufacturing Company, Inc.
Bryan, Ohio 43506

Since 1914...Moving, ahead just as planned.

Manual: 2110-607F
Supersedes: 2110-607E
File: Tab 18
Date: 12-04-06

HEAT PUMP HEATER PACKAGES



SEXP-165

This drawing to be used as reference for Pages 3 and 4.

HEAT PUMP HEATER PACKAGES

Drawing No.	Part No.	Description	EHWH38-A05	EHWH38-B06	EHWH38-B09	EHWH49-A05	EHWH49-A08	EHWH49-A10	EHWH49-B06	EHWH49-B09	EHWH49-C06	EHWH49-C09	EHWH61-A05	EHWH61-A08	EHWH61-A10	EHWH61-A20	EHWH61-C09
1	8604-089	Heat Strip 5 KW	X			X							X				
1	8604-049	Heat Strip 6 KW 230V		X					X								
1	8604-048	Heat Strip 9 KW 230V			X					X							
1	8604-100	Heat Strip 6 KW 480V									X						
1	8604-101	Heat Strip 9 KW 480V										X					X
1	8604-090	Heat Strip 8 KW					X							X			
1	8604-091	Heat Strip 10 KW						X							X		
1	8604-116	Heat Strip 10 KW														2	
2	127X210	Heater Control Pase	X	X	X	X	X	X	X	X			X	X	X	X	
2	127-300	Heater Control Base									X	X					X
3	8402-047	Limit Control				X		X									
3	8402-065	Limit Control	X														
3	8402-074	Limit Control		X	X		X		X	X	X	X					X
3	8402-118	Limit Control													X		
3	8402-119	Limit Control											X				
3	8402-049	Limit Control											X				
3	8402-132	Limit Control														4	
4	8402-093	Thermal Cutoff		2	2	1	2		2	2			1		2		
4	8402-019	Thermal Cutoff						2						2			
4	8402-096	Thermal Cutoff	X														
4	8402-094	One Shot Limit									2	2					2
5	8615-037	Circuit Breaker 30A	X			X							X				
5	8615-064	Circuit Breaker 25A 3 Ph 480V									X						
5	8615-045	Circuit Breaker 50A 3 Ph			X				X								
5	8615-040	Circuit Breaker 50A	X			X		X						X		2	2
5	8615-041	Circuit Breaker 60A						X					X				
5	8615-044	Circuit Breaker 45A 3 Ph		X													
5	8615-039	Circuit Breaker 45A					X										
5	8615-065	Circuit Breaker 30A 3 Ph 480V										X					
5	8615-046	Circuit Breaker 60A 3 Ph 230V								X							
5	8615-066	Circuit Breaker 35A 3 Ph 480V															X
6	8401-006	Heat Contactor 2 Pole	X			X							X				X
6	8401-002	Heat Contactor 3 Pole		X	X		X	X	X	X	X	X	X	X	X	X	X
7	8615-047	Jumper Bar	X			X	X	X					X	X	X	X	
9	8615-049	Jumper Bar Cover	X			X	X	X					X	X	X	X	
NS	4097-122	Wiring Diagram	X			X							X				
NS	4097-142	Wiring Diagram					X	X						X	X		
NS	4097-221	Wiring Diagram		X	X				X	X							
NS	4097-324	Wiring Diagram									X	X					X
NS	4094-168	Wiring Diagram													X		

NS = Not Shown

Refer to drawing on Page 2

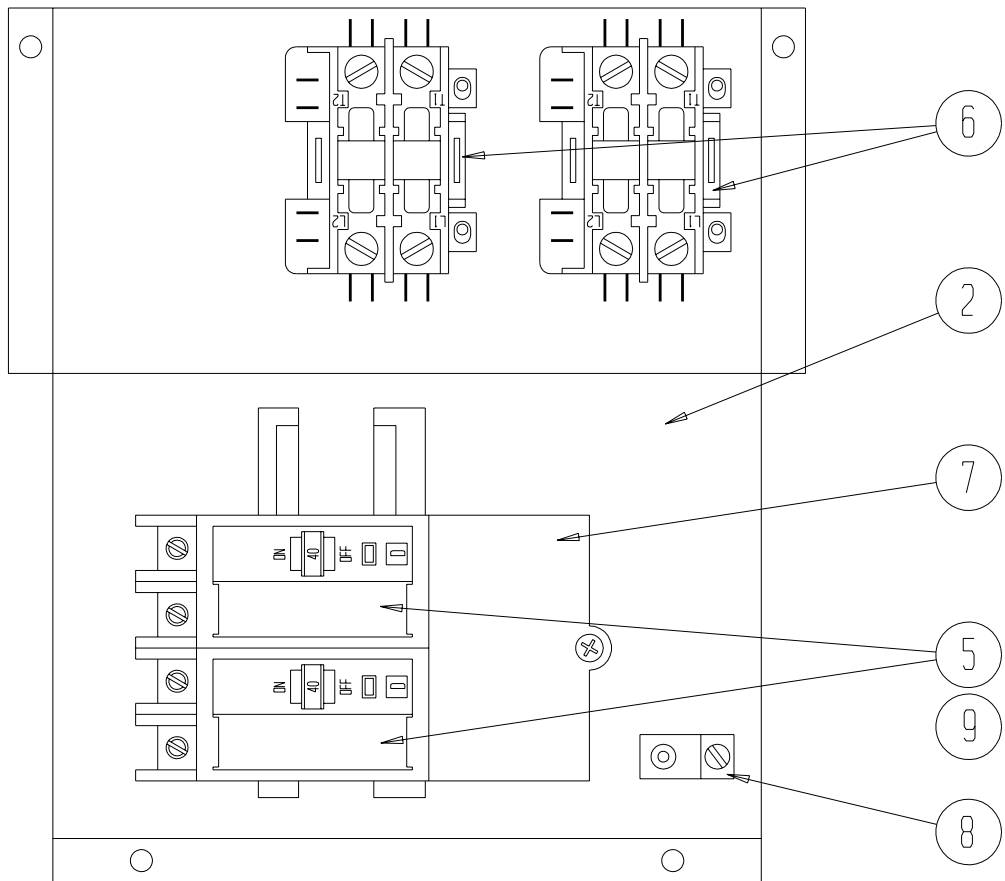
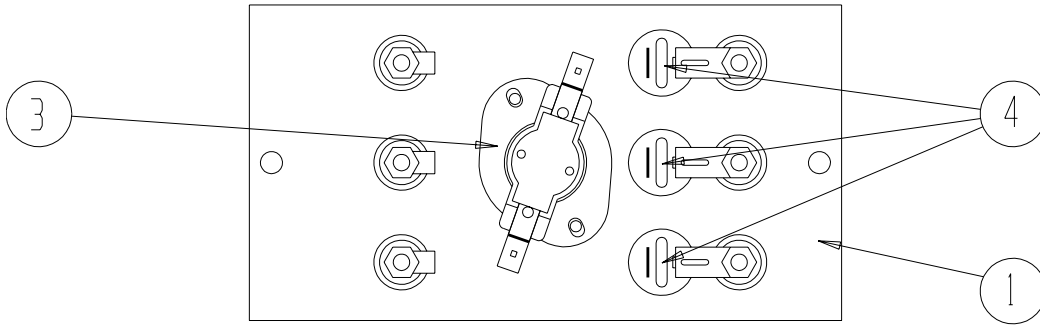
HEAT PUMP HEATER PACKAGES

Drawing No.	Part No.	Description	EHWH38DA10	EHWH38DB06	EHWH38DB09	EHWH38DC09	EHWH49DA10	EHWH49DB06	EHWH49DB09	EHWH49DC09	EHWH61DA10	EHWH61DB09	EHWH61DC09
1	8604-045	Heat Strip 6 KW 230V						X					
1	8604-048	Heat Strip 9 KW 230V			X				X				
1	8604-101	Heat Strip 9 KW 480V				X				X			X
1	8604-121	Heat Strip 9 KW 230V										X	
1	8604-091	Heat Strip 10 KW	X				X						
1	8604-116	Heat Strip 10 KW									X		
1	8604-049	Heat Strip		X									
2	127X210	Heater Control Base	X	X	X		X	X	X		X	X	
2	127-321	Heater Control Base				X				X			X
3	8402-139	Limit Control			X	X				X			
3	8402-074	Limit Control		X			X	X					
3	8402-075	Limit Control	X				X						
4	8402-092	Thermal Cutoff	2										
4	8402-114	Thermal Cutoff		2			2	2	2				
4	8402-093	Thermal Cutoff			2								
4	8402-136	Line Break Double Limit										2	
4	8402-137	Line Break Double Limit									2		2
4	8402-138	One Shot Limit								2			
4	8402-094	One Shot Limit				2							
5	8615-040	Circuit Breaker 50A	X				X						
5	8615-041	Circuit Breaker 60A					X				2		
5	8615-044	Circuit Breaker 45A 3 Ph		X				X					
5	8615-039	Circuit Breaker 45A	X										
5	8615-067	Toggle Disconnect				X				X			X
5	8615-046	Circuit Breaker 60A 3 Ph 230V							X			X	
5	8615-045	Circuit Breaker 50A 3 Ph			X								
6	8401-006	Heat Contactor 2 Pole	2	X	X		2					X	
6	8401-002	Heat Contactor 3 Pole				X		X	X	X	X		X
7	8615-047	Jumper Bar	X				X				X		
9	8615-049	Jumper Bar Cover	X				X				X		
NS	4097-143	Wiring Diagram									X		
NS	4097-144	Wiring Diagram	X				X						
NS	4097-221	Wiring Diagram		X	X			X	X				
NS	4097-323	Wiring Diagram				X				X			
NS	4097-222	Wiring Diagram											X
NS	4097-325	Wiring Diagram										X	

Refer to drawing on Page 2




This page has been left blank intentionally.

AIR CONDITIONING HEATER PACKAGES



SEXP-164

AIR CONDITIONING HEATER PACKAGES

Drawing No.	Part No.	Description	EHWA38-A05	EHWA38-A08	EHWA38-A10	EHWA38-B06	EHWA38-B09	EHWA38-C06	EHWA49-A05	EHWA49-B06	EHWA61-A05	EHWA61-A08	EHWA61-A10	EHWA61-B09
1	8604-089	Heat Strip 5 KW	X						X	X				
1	8604-094	Heat Strip 10 KW				X				X			X	
1	8604-049	Heat Strip 6 KW												
1	8604-048	Heat Strip 9 KW				X								X
1	8604-100	Heat Strip 6 KW						X						
1	8604-090	Heat Strip 8 KW		X								X		
2	127X210	Heater Control Base	X	X	X	X	X		X	X	X	X	X	X
2	127-321	Heater Control Base						X						
3	8402-074	Limit Control		X		X	X	X		X				X
3	8402-065	Limit Control	X											
3	8402-047	Limit Control			X				X					
3	8402-049	Limit Control									X			
3	8402-119	Limit Control										X		
3	8402-118	Limit Control											X	
4	8402-093	Thermal Cutoff		2		2	2		X	2	X	2		2
4	8402-094	Thermal Cutoff						2						
4	8402-096	Thermal Cutoff	X											
4	8402-019	Thermal Cutoff			2								2	
5	8615-067	Disconnect Switch						X						
5	8615-042	Circuit Breaker 35A 3 Ph					X			X				
5	8615-040	Circuit Breaker 50A		X					X					
5	8615-044	Circuit Breaker 45A 3 Ph												X
5	8615-046	Circuit Breaker 60A									X	X	X	
5	8615-052	Circuit Breaker 30A 3 Ph				X								
5	8615-038	Circuit Breaker 35A	X											
6	8401-006	Heat Contactor	X	X	X	X	X		X	X	X	X	X	X
6	8401-002	Heat Contactor						X						
NS	4097-120	Wiring Diagram	X						X		X			
NS	4097-140	Wiring Diagram		X	X							X	X	
NS	4097-220	Wiring Diagram				X	X			X				X
NS	4097-322	Wiring Diagram						X						X

NS = Not Shown