

---

# REPLACEMENT PARTS MANUAL WALL MOUNT HEATER PACKAGE

**MODELS:** EHWH42-A05, EHWH42-A08, EHWH42-A10, EHWH42-A15,  
EHWH04-A05, EHWH04-A10, EHWH04-A15, EHWH04-A20  
EHWH04-B18, EHWH05-B09, EHWH05-B15, EHWH05A-C09  
EHWH05A-C15

EHWA05-A05, EHWA05-A10, EHWA05-A15, EHWA05-A20,  
EHWA05-B09, EHWA05-B15, EHWA05-B18, EHWA05A-C09,  
EHWA05A-C15, EHWA04HA20, EHWA05A-F14,  
EHWA05HA20, EHWA05HB18, EHWH42-C06

---

## General Notes

- Revised and/or additional pages may be issued from time to time.
- A complete and current manual consists of pages shown in the following contents section.

## Contents

Description	Page
Heater Packages / Heat Pump	
• Exploded View .....	1
• Usage List .....	2
Heater Packages / Air Conditioner	
• Exploded View .....	3
• Usage List .....	4

## Important

- Contact the installing and/or local Bard distributor for all parts requirements. Make sure you have the complete model and serial number available from the unit rating plates.



*Heating & Cooling Products*

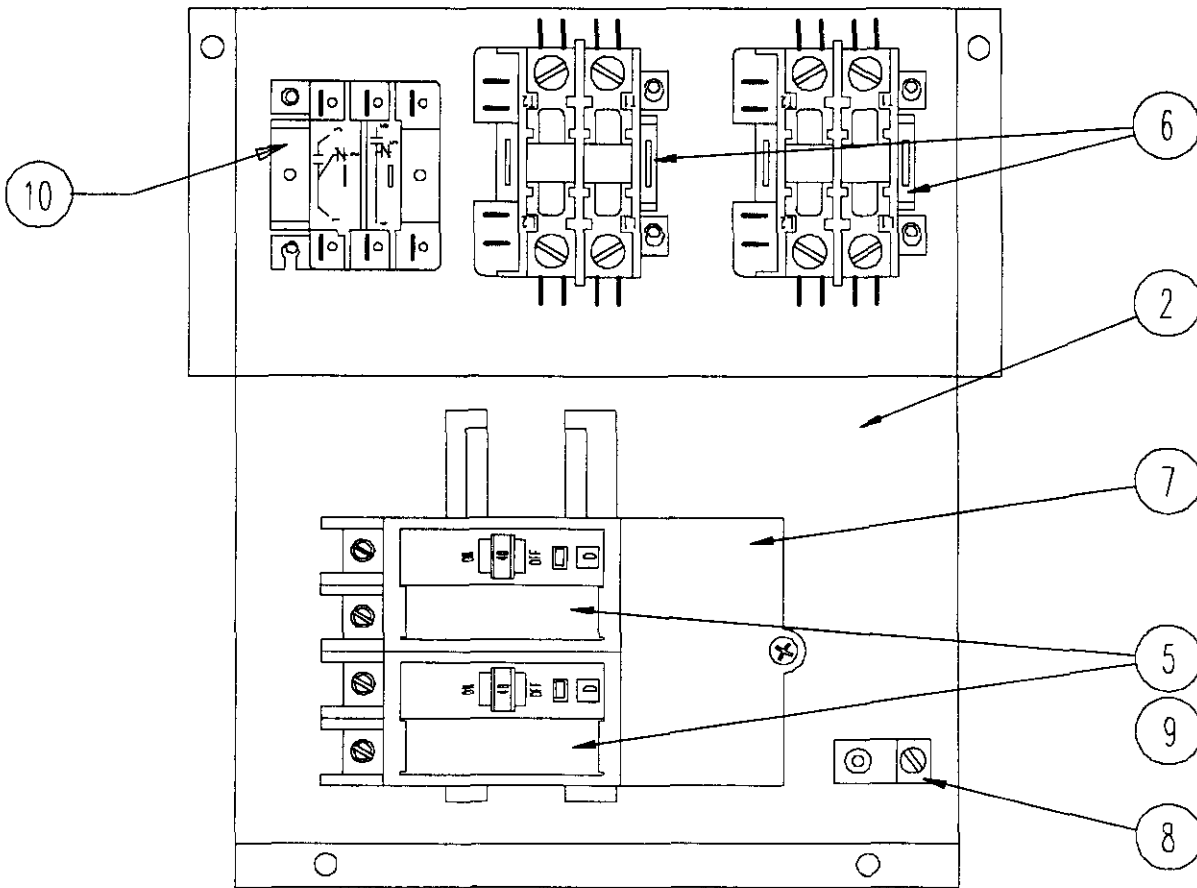
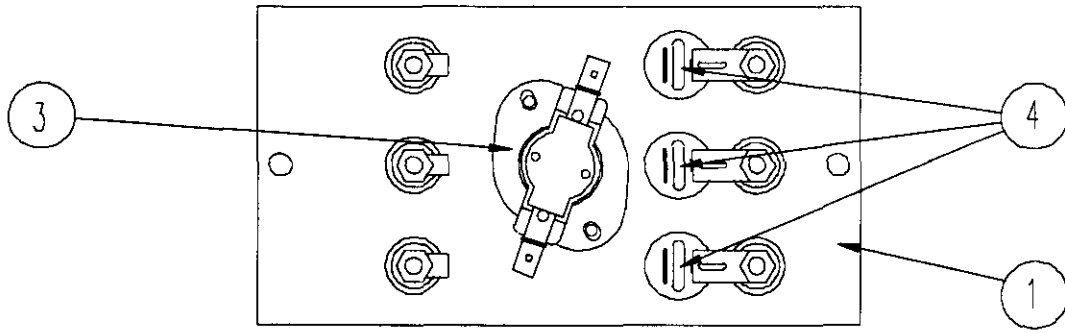
BARD MANUFACTURING COMPANY  
Bryan, Ohio 43506

Since 1914...Moving, ahead just as planned.

Manual:	2110-605 Rev. B
Supersedes:	Rev. A
File:	2150-004, Tab 18

---

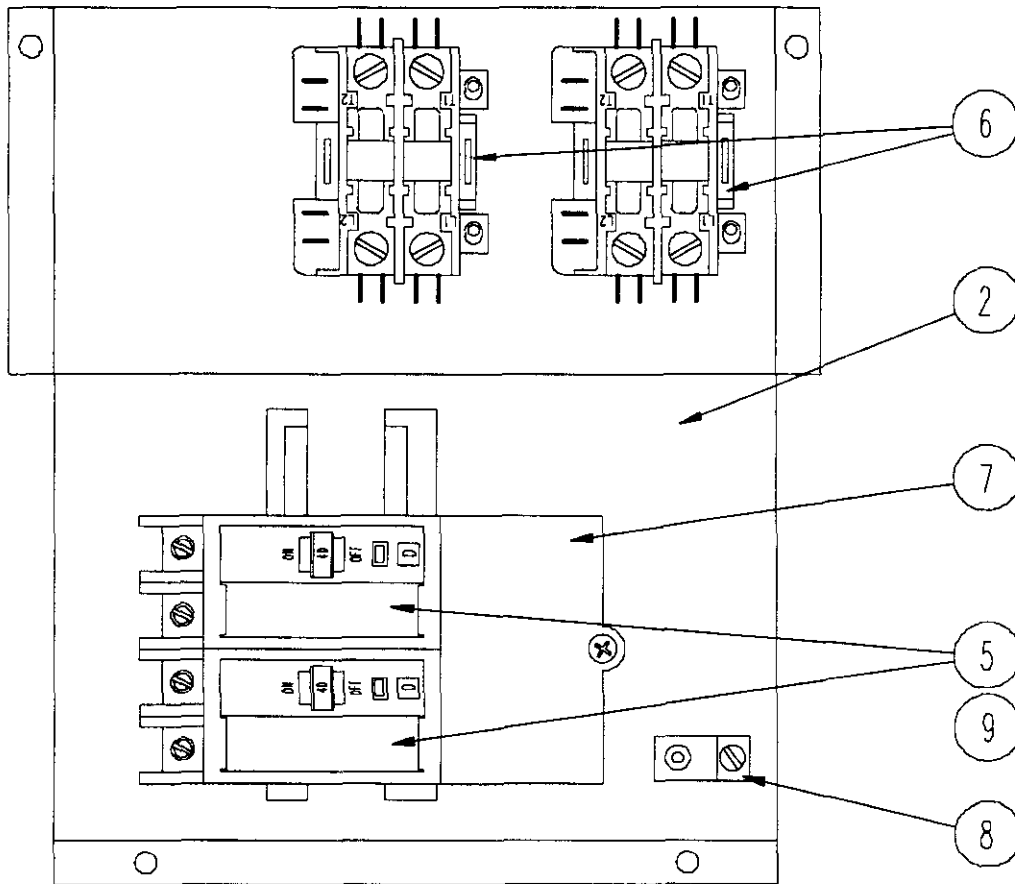
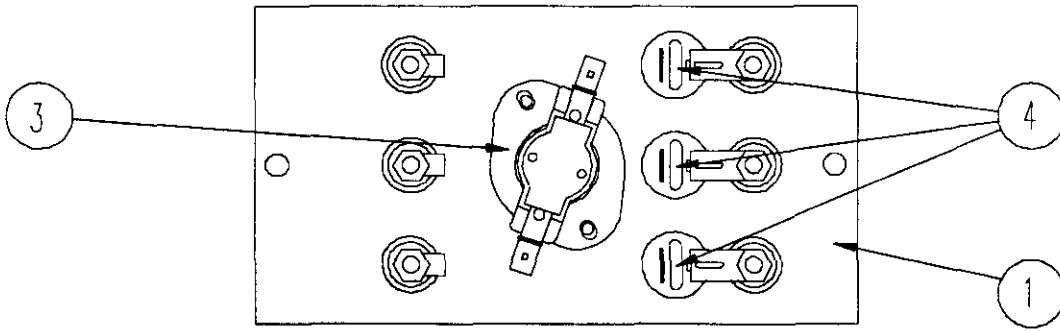
# Heat Pump Heater Packages



SEXP-165

Dwg. No.	Part No.	Heat Pump Heater Packages Description	X														
			EHWH42-A05	EHWH42-A10	EHWH42-A15	EHWH42-C06	EHWH04-A05	EHWH04-A10	EHWH04-A15	EHWH04-A20	EHWH05-B09	EHWH05-B15	EHWH04-B18	EHWH05A-C09	EHWH05A-C15	EHWH42-A08	
1	8604-089	Heat Strip 5KW	x		x		x		x								
1	8604-049	Heat Strip 6KW													x		
1	8604-048	Heat Strip 9KW									x	x	2				
1	8604-100	Heat Strip 6KW				x										x	
1	8604-101	Heat Strip 9KW											x		x		
1	8604-090	Heat Strip 8KW															x
1	8604-091	Heat Strip 10KW		x	x				x	x	2						
2	127-210	Heater Control Base	x	x	x		x	x	x	x	x	x					x
2	127-211	Heater Control Base				x							x	x			
3	8402-075	Limit Control			x					x	x				x		
3	8402-074	Limit Control	x	x		x	x	x			x				x		x
4	8402-093	Thermal Cutoff	1	2	3		1	2	3	4							2
4	8402-092	Thermal Cutoff									2	4	4				
4	8402-094	Thermal Cutoff				2								2	4		
5	8615-037	Circuit Breaker 30A	x				x										
5	8615-053	Pull Disconnect				x								x	x		
5	8615-046	Circuit Breaker 60A									x	x	x				
5	8615-040	Circuit Breaker 50A	x	x	x												x
5	8615-041	Circuit Breaker 60A		x	x		x	2	2	2							
6	8401-006	Heat Contactor 2 Pole	x		x		x		x	x	x	2	2				x
6	8401-002	Heat Contactor 3 Pole		x	x	x			x	x	x			x	2		
7	8615-047	Jumper Bar	x	x	x		x	x	x	x							
8	8611-006	Ground Terminal	x	x	x		x	x	x	x							
9	8615-049	Jumper Bar Cover	x	x	x		x	x	x	x							
10	8201-013	Emergency Heat Relay			x				x	x		x	x			x	
	4097-122	Wiring Diagram	x				x										
	4097-140	Wiring Diagram															x
	4097-142	Wiring Diagram		x					x								
	4097-153	Wiring Diagram			x					x							
	4097-161	Wiring Diagram									x						
	4097-221	Wiring Diagram									x						
	4097-231	Wiring Diagram										x	x				
	4097-323	Wiring Diagram				x								x			
	4097-333	Wiring Diagram														x	

# Air Conditioning Heater Packages



SEXP-

Dw- g. No.	Part No.	Air Conditioning Heater Packages Description	EHWA05-A05	EHWA05-A10	EHWA05-A15	EHWA05-A20	EHWA05-B09	EHWA05-B15	EHWA05-B18	EHWA05A-C09	EHWA05A-C15	EHWA04HA20	EHWA05A-F14	EHWA05HA20	EHWA05HB18	EHWA60-B09
1	8604-089	Heat Strip 5KW	x		x											
1	8604-091	Heat Strip 10KW		x	x	2						2		2		
1	8604-049	Heat Strip 6KW						x								
1	8604-048	Heat Strip 9KW					x	x	2						2	x
1	8604-100	Heat Strip 6KW									x					
1	8604-101	Heat Strip 9KW									x		2			
2	127-210	Heater Control Base	x	x	x	x	x	x	x			x		x	x	x
2	127-211	Heater Control Base								x	x		x			
3	8402-074	Limit Control	x	x			x			x						x
3	8402-075	Limit Control			x	x		x	x		x	x	x	x	x	
4	8402-093	Thermal Cutoff	1	2	3	4						4		4		
4	8402-092	Thermal Cutoff					2	4	4						4	2
4	8402-094	Thermal Cutoff								2	4		4			
5	8615-053	Pull Disconnect								x	x		x			
5	8615-037	Circuit Breaker 30A			x											
5	8615-042	Circuit Breaker 35A 3PH					x									
5	8615-040	Circuit Breaker 50A	x									x				
5	8615-041	Circuit Breaker 60A		x	x	2						2		3		
5	8615-044	Circuit Breaker 45A														x
5	8615-046	Circuit Breaker 60A						x	x						x	
5	8615-052	Circuit Breaker 30A 3PH													x	
6	8401-006	Heat Contactor	x	x	2	2	x	2	2			x		x	2	x
6	8401-002	Heat Contactor								x	x	x	2	x		
7	8615-047	Jumper Bar Base			x	x										
7	8615-048	Jumper Bar Base										x		x		
7	8615-058	Jumper Bar Base													x	
8	8611-006	Ground Terminal			x	x							x		x	
9	8615-049	Jumper Bar Cover			x	x										
9	8615-050	Jumper Bar Cover										x		x		
9	8615-059	Jumper Bar Cover													x	
	4097-120	Wiring Diagram	x													
	4097-140	Wiring Diagram		x												
	4097-152	Wiring Diagram			x											
	4097-160	Wiring Diagram				x										
	4097-162	Wiring Diagram										x		x		
	4097-220	Wiring Diagram					x									x
	4097-232	Wiring Diagram						x	x			x			x	
	4097-233	Wiring Diagram													x	
	4097-322	Wiring Diagram								x	x		x	x		
	4097-332	Wiring Diagram										x	x			

