



REPLACEMENT PARTS MANUAL WALL MOUNT HEATER PACKAGE

MODELS: EHWH42-A05, EHWH42-A08, EHWH42-A10, EHWH42-A15,
EHWH04-A05, EHWH04-A10, EHWH04-A15, EHWH04-A20
EHWH04-B18, EHWH05-B09, EHWH05-B15, EHWH05A-C09
EHWH05A-C15

EHWA05-A05, EHWA05-A10, EHWA05-A15, EHWA05-A20,
EHWA05-B09, EHWA05-B15, EHWA05-B18, EHWA05A-C09,
EHWA05A-C15, EHWA04HA20, EHWA05A-F14, EHWA05HA20,
EHWA05HB18, EHWH42-C06

GENERAL NOTES

- * Revised and/or additional pages may be issued from time to time.
- * A complete and current manual consists of pages dated as shown in the following index.

INDEX

PAGE DESCRIPTION	PAGE	DATE	SUPERSEDES
Htr. Pkgs./Heat Pump--Exploded View	2	01-23-95	
Htr. Pkgs./Heat Pump--Usage List	3	08-18-95	01-23-95
Htr. Pkgs./Air Conditioner--Exploded View	4	01-23-95	
Htr. Pkgs./Air Conditioner--Usage List	5	01-23-95	

IMPORTANT

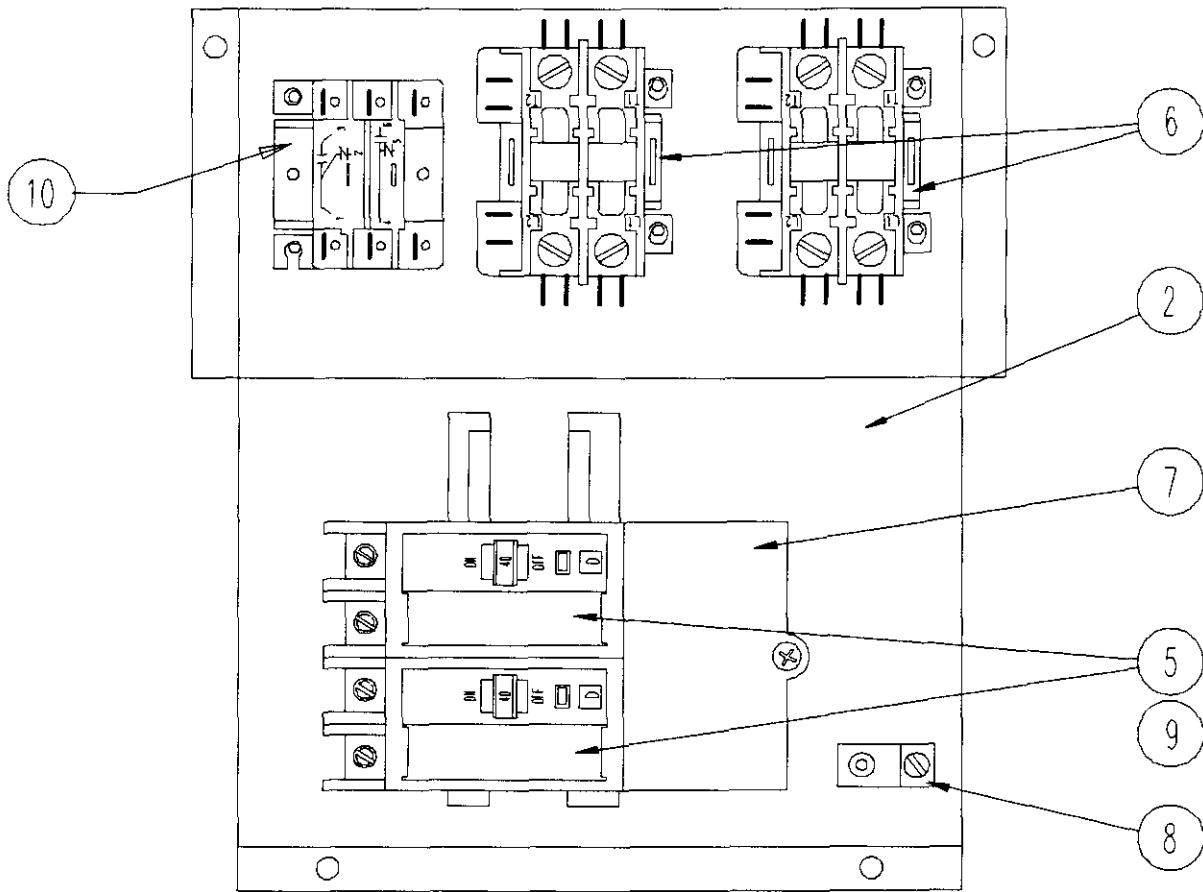
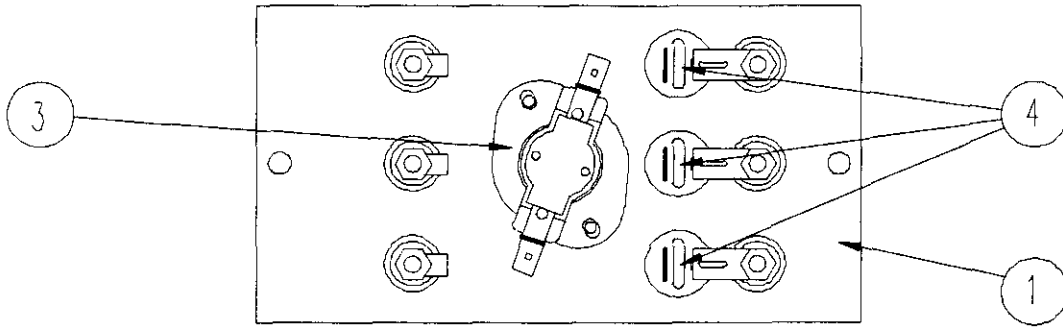
Contact the installing and/or local Bard distributor for all parts requirements. Make sure you have the complete model and serial number available from the unit rating plates.

BARD MANUFACTURING COMPANY
Bryan, Ohio 43506

Since 1914...Moving, ahead just as planned.

Manual: 2110-605 Rev. A
Supersedes: Rev.
File: 2150-004, Tab 18

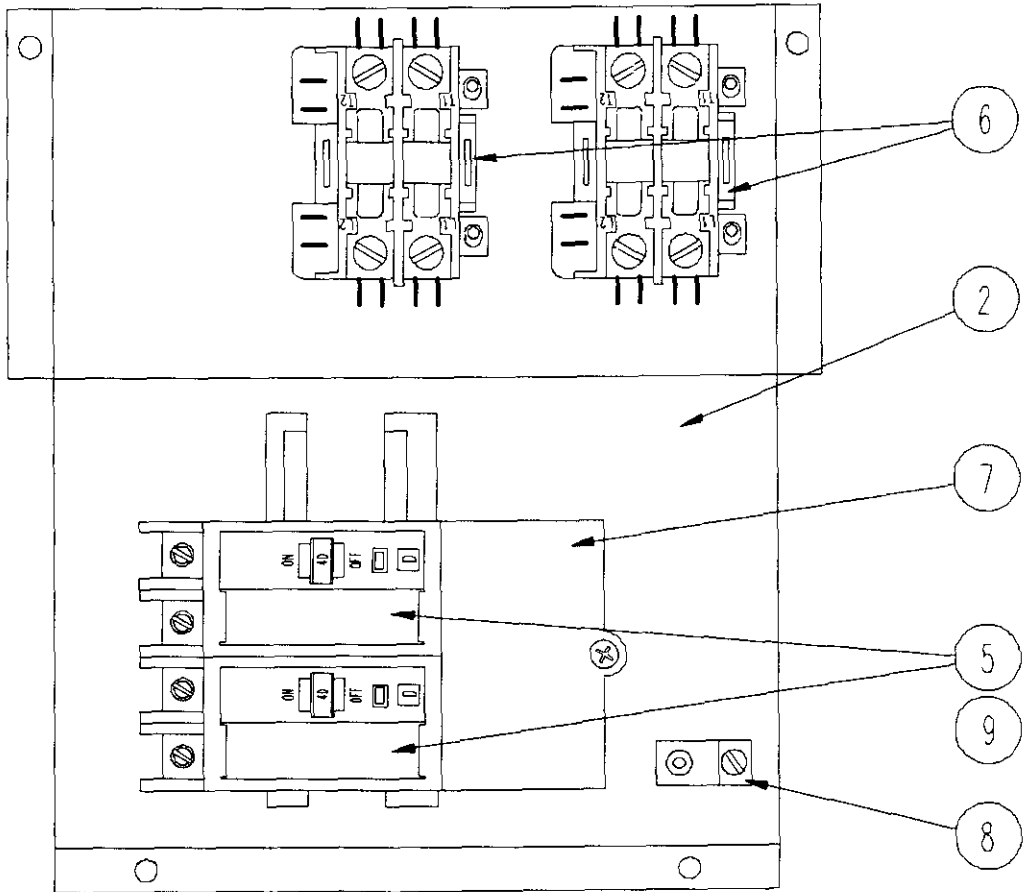
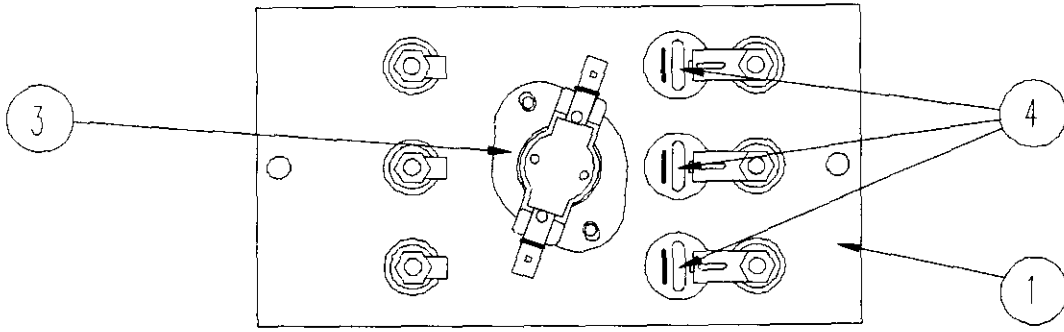
Heat Pump Heater Packages



SEXP-165

Dwg. No.	Part No.	Heat Pump Heater Packages Description	EHWH42-A05	EHWH42-A10	EHWH42-A15	EHWH42-C06	EHWH04-A05	EHWH04-A10	EHWH04-A15	EHWH04-A20	EHWH05-B09	EHWH05-B15	EHWH04-B18	EHWH05A-C09	EHWH05A-C15	EHWH42-A08
1	8604-089	Heat Strip 5KW	x		x		x		x							
1	8604-049	Heat Strip 6KW										x				
1	8604-048	Heat Strip 9KW									x	x	2			
1	8604-100	Heat Strip 6KW				x									x	
1	8604-101	Heat Strip 9KW												x	x	
1	8604-090	Heat Strip 8KW														x
1	8604-091	Heat Strip 10KW		x	x			x	x	2						
2	127-210	Heater Control Base	x	x	x		x	x	x	x	x	x	x			x
2	127-211	Heater Control Base				x								x	x	
3	8402-075	Limit Control			x				x	x		x	x		x	
3	8402-074	Limit Control	x	x		x	x	x			x			x		x
4	8402-093	Thermal Cutoff	1	2	3		1	2	3	4						2
4	8402-092	Thermal Cutoff									2	4	4			
4	8402-094	Thermal Cutoff				2								2	4	
5	8615-037	Circuit Breaker 30A	x				x									
5	8615-053	Pull Disconnect				x								x	x	
5	8615-046	Circuit Breaker 60A									x	x	x			
5	8615-040	Circuit Breaker 50A	x	x	x											x
5	8615-041	Circuit Breaker 60A		x	x		x	2	2	2						
6	8401-006	Heat Contactor 2 Pole	x		x		x		x	x	x	2	2			x
6	8401-002	Heat Contactor 3 Pole		x	x	x		x	x	x				x	2	
7	8615-047	Jumper Bar	x	x	x		x	x	x	x						
8	8611-006	Ground Terminal	x	x	x		x	x	x	x						
9	8615-049	Jumper Bar Cover	x	x	x		x	x	x	x						
10	8201-013	Emergency Heat Relay			x				x	x		x	x		x	
	4097-122	Wiring Diagram	x				x									
	4097-140	Wiring Diagram														x
	4097-142	Wiring Diagram		x				x								
	4097-153	Wiring Diagram			x				x							
	4097-161	Wiring Diagram								x						
	4097-221	Wiring Diagram									x					
	4097-231	Wiring Diagram										x	x			
	4097-323	Wiring Diagram				x								x		
	4097-333	Wiring Diagram													x	

Air Conditioning Heater Packages



SEXP-

Dwg. No.	Part No.	Air Conditioning Heater Packages Description	EHWA05-A05	EHWA05-A10	EHWA05-A15	EHWA05-A20	EHWA05-B09	EHWA05-B15	EHWA05-B18	EHWA05A-C09	EHWA05A-C15	EHWA04HA20	EHWA05A-F14	EHWA05HA20	EHWA05HB18	EHWA60-B09	
1	8604-089	Heat Strip 5KW	x		x												x
1	8604-091	Heat Strip 10KW		x	x	2						2		2			
1	8604-049	Heat Strip 6KW						x									
1	8604-048	Heat Strip 9KW					x	x	2							2	
1	8604-100	Heat Strip 6KW									x						
1	8604-101	Heat Strip 9KW								x	x		2				
2	127-210	Heater Control Base	x	x	x	x	x	x	x			x		x	x	x	x
2	127-211	Heater Control Base								x	x		x				
3	8402-074	Limit Control	x	x			x			x							x
3	8402-075	Limit Control			x	x		x	x		x	x	x	x	x		
4	8402-093	Thermal Cutoff	1	2	3	4						4		4			
4	8402-092	Thermal Cutoff					2	4	4							4	2
4	8402-094	Thermal Cutoff								2	4	4	4				
5	8615-053	Pull Disconnect								x	x		x				
5	8615-037	Circuit Breaker 30A			x												
5	8615-042	Circuit Breaker 35A 3PH					x										
5	8615-040	Circuit Breaker 50A	x									x					
5	8615-041	Circuit Breaker 60A		x	x	2						2		3			
5	8615-044	Circuit Breaker 45A															x
5	8615-046	Circuit Breaker 60A						x	x								x
5	8615-052	Circuit Breaker 30A 3PH															x
6	8401-006	Heat Contactor	x	x	2	2	x	2	2			x		x	2	x	x
6	8401-002	Heat Contactor								x	x	x	2	x			
7	8615-047	Jumper Bar Base			x	x											
7	8615-048	Jumper Bar Base										x		x			
7	8615-058	Jumper Bar Base														x	
8	8611-006	Ground Terminal			x	x							x			x	
9	8615-049	Jumper Bar Cover			x	x											
9	8615-050	Jumper Bar Cover										x		x			
9	8615-059	Jumper Bar Cover														x	
	4097-120	Wiring Diagram	x														
	4097-140	Wiring Diagram		x													
	4097-152	Wiring Diagram			x												
	4097-160	Wiring Diagram				x											
	4097-162	Wiring Diagram										x		x			
	4097-220	Wiring Diagram					x										x
	4097-232	Wiring Diagram						x	x			x				x	
	4097-233	Wiring Diagram														x	
	4097-322	Wiring Diagram								x	x		x	x			
	4097-332	Wiring Diagram										x	x				

