

# REPLACEMENT PARTS MANUAL

## WALL MOUNT HEATER PACKAGE

MODELS: EHHW42-A05, EHHW42-A10, EHHW42-A15, EHHW04-A05,  
EHHW04-A10, EHHW04-A15, EHHW04-A20, EHHW04-B18,  
EHHW05-B09, EHHW05-B15, EHHW05-C09, EHHW05-C15

EHWAO5-A05, EHWAO5-A10, EHWAO5-A15, EHWAO5-A20,  
EHWAO5-B09, EHWAO5-B15, EHWAO5-B18, EHWAO5-C09  
EHWAO5-C15

Manual 2110-603

Revision

Date 12-01-92

Supersedes

\*\*\*\*\*  
\* GENERAL NOTES \*  
\*\*\*\*\*

\*Revised and/or additional pages may be issued from time to time.  
\*A complete and current manual consists of pages dated as shown in the  
following index.

\*\*\*\*\*  
\*\* INDEX \*\*  
\*\*\*\*\*

<u>Page Description</u>	<u>Page</u>	<u>Date</u>	<u>Supersedes</u>
Heater Packages/Heat Pump--Exploded View	1	12-01-92	
" " " " --Usage List	2	12-01-92	
Heater Packages/Air Conditioner--Exploded View	3	12-01-92	
" " " " --Usage List	4	12-01-92	

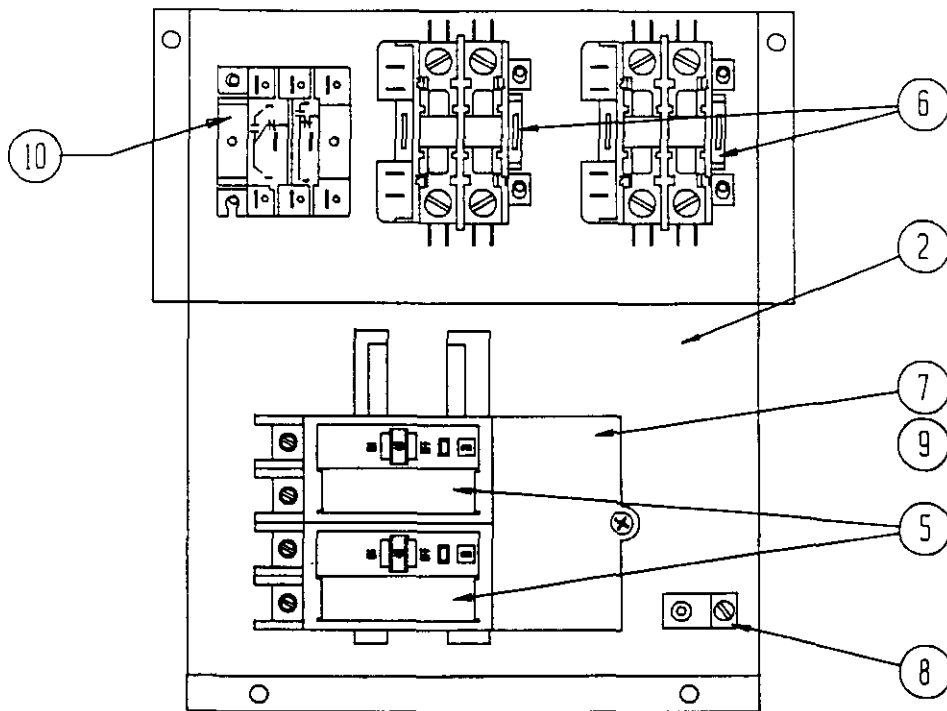
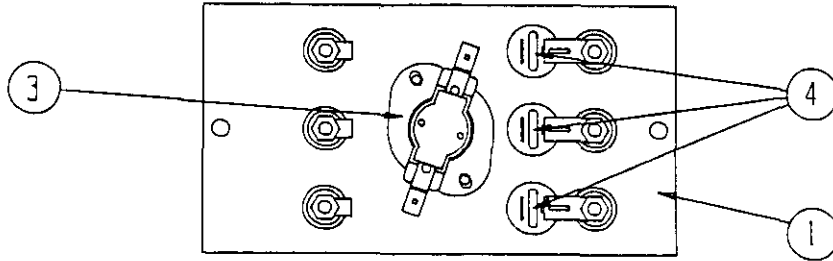
\*\*\*\*\*  
\*\*\* IMPORTANT \*\*\*  
\*\*\*\*\*

Contact the installing and/or local Bard distributor for all parts  
requirements. Make sure you have the complete model and serial number  
available from the unit rating plate.

BARD MANUFACTURING COMPANY

BRYAN, OHIO 43506

HEATER PACKAGES  
HEAT PUMPS



Date: 12-01-92  
Supersedes:

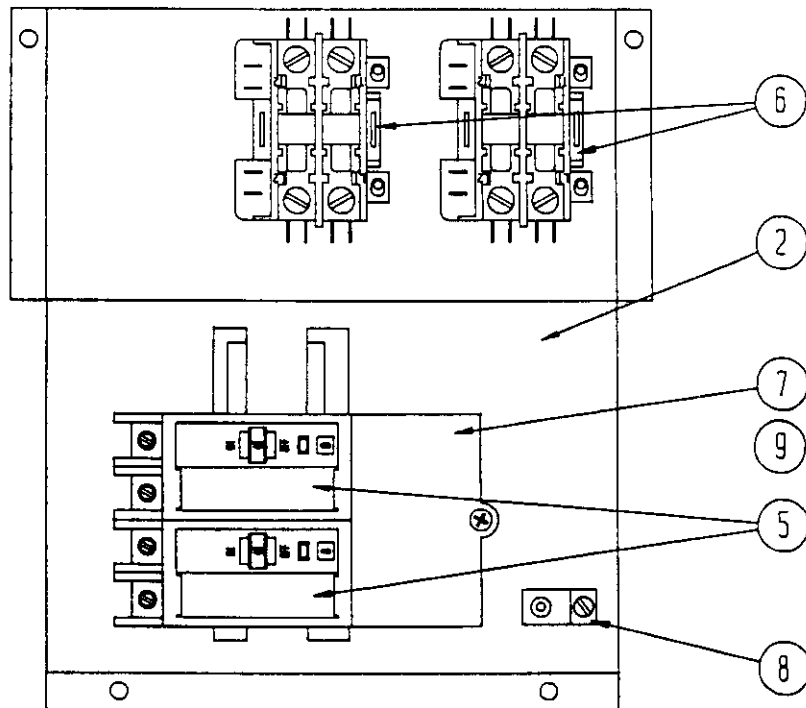
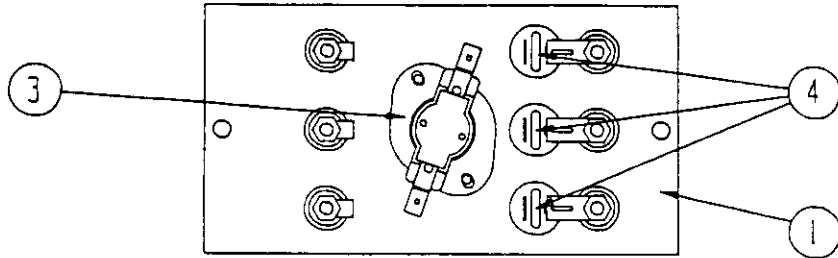
HEATER PACKAGES  
HEAT PUMPS

Dwg. No.	Part No.	Description	E	E	E	E	E	E	E	E	E	E	E	E	E
			R	H	H	H	H	H	H	H	H	H	H	H	H
			4	4	4	0	0	0	0	0	0	0	0	0	0
			2	2	2	4	4	4	4	5	5	4	5	5	5
			-	-	-	-	-	-	-	-	-	-	-	-	-
			A	A	A	A	A	A	A	B	B	B	C	C	C
			0	1	1	0	1	1	2	0	1	1	0	1	1
			5	0	5	5	0	5	0	9	5	8	9	5	5
1	8604-089	Heat Strip 5KW	x		x	x		x							
1	8604-049	Heat Strip 6KW									x				
1	8604-048	Heat Strip 9KW								x	x	2			
1	8604-079	Heat Strip 6KW									x			x	
1	8604-072	Heat Strip 9KW											x		x
1	8604-091	Heat Strip 10KW		x	x		x	x	2						
2	127-210	Heater Control Base	x	x	x	x	x	x	x	x	x	x			
2	127-211	Heater Control Base											x		x
3	8402-075	Limit Control			x			x	x		x	x			x
3	8402-074	Limit Control	x	x		x	x			x			x		
4	8402-073	Thermal Cutoff	1	2	3	1	2	3	4						
4	8402-030	Thermal Cutoff								2	4	4			
4	8402-059	Thermal Cutoff											2		4
5	8615-037	Circuit Breaker 30A	x			x									
5	8615-053	Pull Disconnect											x		x
5	8615-046	Circuit Breaker 60A								x	x	x			
5	8615-040	Circuit Breaker 50A	x	x	x										
5	8615-041	Circuit Breaker 60A		x	x	x	2	2	2						
6	8401-006	Heat Contactor 2 Pole	x		x	x		x	x	x	2	2			
6	8401-002	Heat Contactor 3 Pole		x	x		x	x	x				x		2
7	8615-047	Jumper Bar	x	x	x	x	x	x	x						
8	8611-006	Ground Terminal	x	x	x	x	x	x	x						
9	8615-049	Jumper Bar Cover	x	x	x	x	x	x	x						
10	8201-013	Emergency Heat Relay			x			x	x		x	x			x
	4097-122	Wiring Diagram	x			x									
	4097-142	Wiring Diagram		x			x								
	4097-153	Wiring Diagram			x			x							
	4097-161	Wiring Diagram							x						
	4097-221	Wiring Diagram								x					
	4097-231	Wiring Diagram									x	x			
	4097-321	Wiring Diagram											x		
	4097-331	Wiring Diagram													x

Date: 12-01-92  
Supersedes:

2110-603

HEATER PACKAGES  
AIR CONDITIONERS



Date: 12-01-92  
Supersedes:

HEATER PACKAGES  
AIR CONDITIONERS

Dwg. No.	Part No.	Description	E	E	E	E	E	E	E	E	E	E
			H	H	H	H	H	H	H	H	H	H
			W	W	W	W	W	W	W	W	W	W
			A	A	A	A	A	A	A	A	A	A
			0	0	0	0	0	0	0	0	0	0
			5	5	5	5	5	5	5	5	5	5
			-	-	-	-	-	-	-	-	-	-
			A	A	A	A	B	B	B	C	C	C
			0	1	1	2	0	1	1	0	0	1
			5	0	5	0	9	5	8	9	5	5
1	8604-089	Heat Strip 5KW	x		x							
1	8604-091	Heat Strip 10KW		x	x							
1	8604-049	Heat Strip 6KW						x				
1	8604-048	Heat Strip 9KW						x	2			
1	8604-079	Heat Strip 6KW										x
1	8604-072	Heat Strip 9KW									x	x
2	127-210	Heater Control Base	x	x	x	x	x	x	x			
2	127-211	Heater Control Base									x	x
3	8402-074	Limit Control	x	x			x				x	
3	8402-075	Limit Control			x	x		x	x			x
4	8402-073	Thermal Cutoff	1	2	3	4						
4	8402-030	Thermal Cutoff					2	4	4			
4	8402-059	Thermal Cutoff									2	4
5	8615-053	Pull Disconnect									x	x
5	8615-037	Circuit Breaker 30A			x							
5	8615-042	Circuit Breaker 35A					x					
5	8615-040	Circuit Breaker 50A	x									
5	8615-041	Circuit Breaker 60A		x	x	2						
5	8615-046	Circuit Breaker 30A								x		
5	8615-045	Circuit Breaker 50A						x				
6	8401-006	Heat Contactor	x	x	2	2	x	2	2			
6	8401-002	Heat Contactor									x	x
7	8615-047	Jumper Bar			x	x						
8	8611-006	Ground Terminal			x	x						
9	8615-049	Jumper Bar Cover			x	x						
	4097-120	Wiring Diagram	x									
	4097-140	Wiring Diagram		x								
	4097-152	Wiring Diagram			x							
	4097-160	Wiring Diagram				x						
	4097-220	Wiring Diagram					x					
	4097-232	Wiring Diagram						x	x			
	4097-320	Wiring Diagram									x	x

Date: 12-01-92  
Supersedes:

