

# REPLACEMENT PARTS MANUAL

## WALL MOUNT HEATER PACKAGE

MODELS: EHHW42-A05 EHHW42-A08 EHHW42-A10 EHHW42-A15  
EHW04-A05 EHW04-A10 EHW04-A15 EHW04-A20  
EHW04-B18 EHW05-B09 EHW05-B15 EHW05-C09  
EHW05-C15

EHWA05-A05 EHWA05-A10 EHWA05-A15 EHWA05-A20  
EHWA05-B09 EHWA05-B15 EHWA05-B18 EHWA05-C09  
EHWA05-C15 EHWA04HA20 EHWA05-F14 EHWA05HA20  
EHWA05HB18

Manual 2110-603

Revision B

Date 5-29-94

Supersedes 1-15-93

\*\*\*\*\*  
\* GENERAL NOTES \*  
\*\*\*\*\*

\*Revised and/or additional pages may be issued from time to time.  
\*A complete and current manual consists of pages dated as shown in the following index.

\*\*\*\*\*  
\*\* INDEX \*\*  
\*\*\*\*\*

<u>Page Description</u>	<u>Page</u>	<u>Date</u>	<u>Supersedes</u>
Heater Packages/Heat Pump--Exploded View	1	12-01-92	
" " " " --Usage List	2	5-29-94	12-01-92
Heater Packages/Air Conditioner--Exploded View	3	12-01-92	
" " " " --Usage List	4	5-29-94	1-15-93

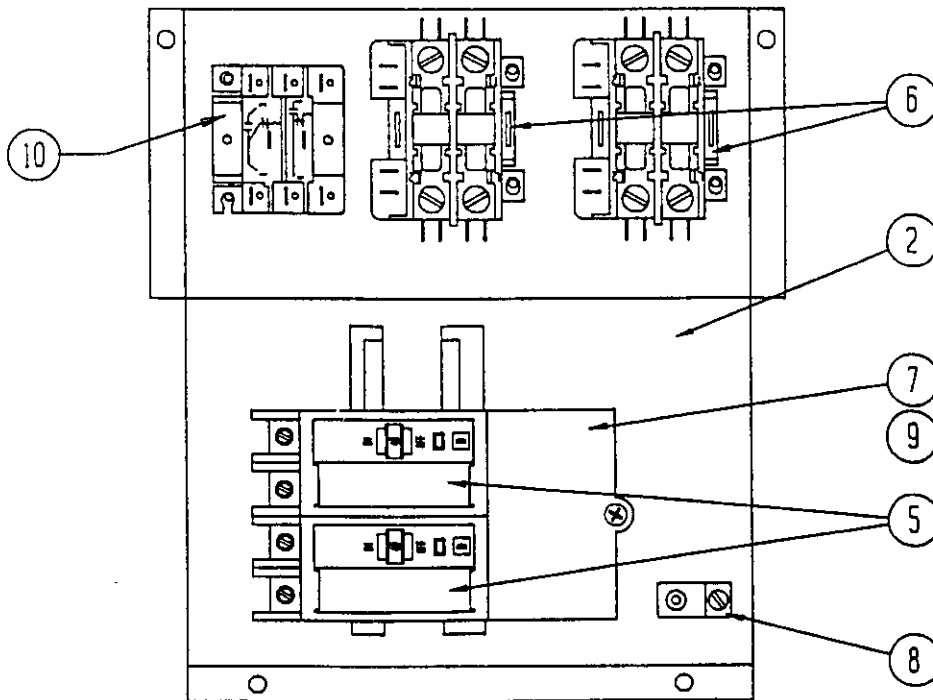
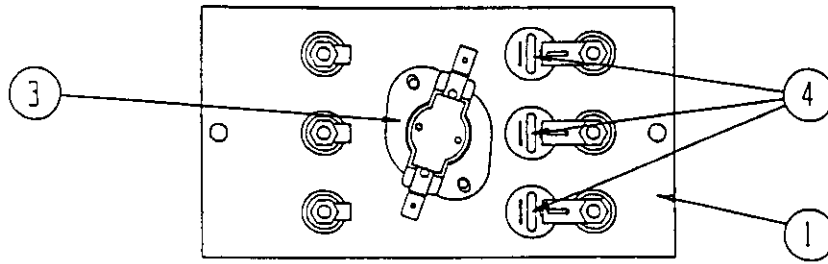
\*\*\*\*\*  
\*\*\* IMPORTANT \*\*\*  
\*\*\*\*\*

Contact the installing and/or local Bard distributor for all parts requirements. Make sure you have the complete model and serial number available from the unit rating plate.

BARD MANUFACTURING COMPANY

BRYAN, OHIO 43506

HEATER PACKAGES  
HEAT PUMPS



Date: 12-01-92  
Supersedes:

HEATER PACKAGES  
AIR CONDITIONERS

Dwg. No.	Part No.	Description	E	E	E	E	E	E	E	E	E	E	E	E	E	E
			H	H	H	H	H	H	H	H	H	H	H	H	H	H
			W	W	W	W	W	W	W	W	W	W	W	W	W	W
			A	A	A	A	A	A	A	A	A	A	A	A	A	A
			0	0	0	0	0	0	0	0	0	0	0	0	0	0
			5	5	5	5	5	5	5	5	5	5	5	5	5	5
			-	-	-	-	-	-	-	-	-	-	-	-	-	-
			A	A	A	A	B	B	B	C	C	C	H	F	H	H
			0	1	1	2	0	1	1	0	1	2	2	1	2	1
			5	0	5	0	9	5	8	9	5	0	4	0	8	8
1	8604-089	Heat Strip 5KW	x		x											
1	8604-091	Heat Strip 10KW		x	x	2						2			2	
1	8604-049	Heat Strip 6KW						x								
1	8604-048	Heat Strip 9KW					x	x	2							2
1	8604-079	Heat Strip 6KW									x					
1	8604-072	Heat Strip 9KW								x	x			2		
2	127-210	Heater Control Base	x	x	x	x	x	x	x			x			x	x
2	127-211	Heater Control Base								x	x		x			
3	8402-074	Limit Control	x	x				x			x					
3	8402-075	Limit Control			x	x		x	x			x	x	x	x	x
4	8402-073	Thermal Cutoff	1	2	3	4						4			4	
4	8402-030	Thermal Cutoff					2	4	4							4
4	8402-059	Thermal Cutoff								2	4			4		
5	8615-053	Pull Disconnect								x	x			x		
5	8615-037	Circuit Breaker 30A			x											
5	8615-042	Circuit Breaker 35A 3PH					x									
5	8615-040	Circuit Breaker 50A	x									x				
5	8615-041	Circuit Breaker 60A 3PH		x	x	2						2			3	
5	8615-046	Circuit Breaker 60A						x	x							x
5	8615-052	Circuit Breaker 30A 3 PH														x
6	8401-006	Heat Contactor	x	x	2	2	x	2	2			x		x	2	2
6	8401-002	Heat Contactor								x	x	x	2	x		
7	8615-047	Jumper Bar			x	x										
7	8615-048	Jumper Bar Cover										x			x	
7	8615-059	Jumper Bar Cover														x
8	8611-006	Ground Terminal			x	x						x			x	
9	8615-049	Jumper Bar Cover			x	x										
9	8615-050	Jumper Bar Cover										x			x	
9	8615-058	Jumper Bar Cover														x
	4097-120	Wiring Diagram	x													
	4097-140	Wiring Diagram		x												
	4097-152	Wiring Diagram			x											
	4097-160	Wiring Diagram				x										
	4097-162	Wiring Diagram					x					x			x	
	4097-220	Wiring Diagram						x								
	4097-232	Wiring Diagram							x	x			x			x
	4097-233	Wiring Diagram														x
	4097-320	Wiring Diagram									x	x		x	x	
	4097-330	Wiring Diagram											x			

Date: 5-29-94  
Supersedes: 1-15-93

11

12

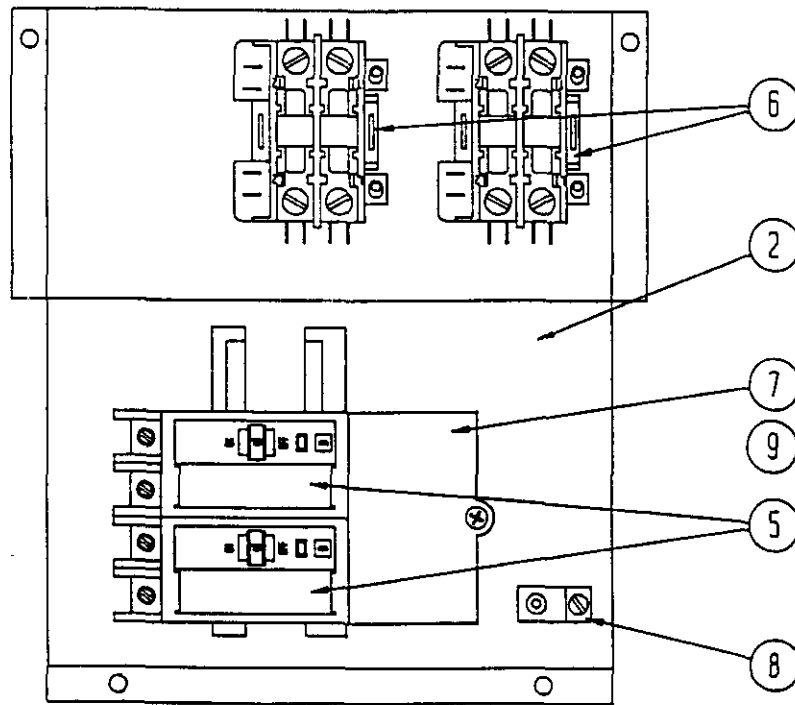
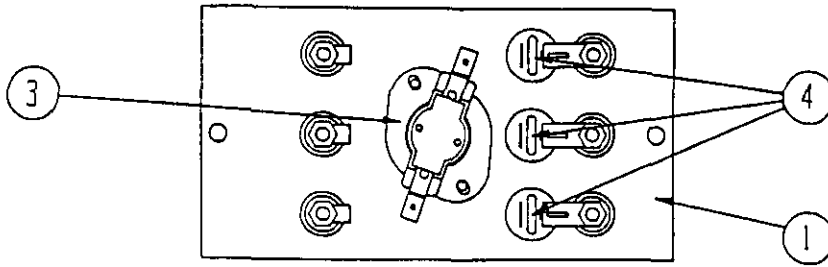
13

HEATER PACKAGES  
HEAT PUMPS

Dwg. No.	Part No.	Description	E	E	E	E	E	E	E	E	E	E	E	E	E	E	E
			H	H	H	H	H	H	H	H	H	H	H	H	H	H	H
			4	4	4	0	0	0	0	0	0	0	0	0	0	0	0
			2	2	2	4	4	4	4	5	5	4	5	5	4	5	2
			-	-	-	-	-	-	-	-	-	-	-	-	-	-	-
			A	A	A	A	A	A	A	B	B	B	C	C	C	A	
			0	1	1	0	1	1	2	0	1	1	0	1	1	0	
			5	0	5	5	0	5	0	9	5	8	9	5	8	5	
1	8604-089	Heat Strip 5KW	x		x	x		x									
1	8604-049	Heat Strip 6KW									x						
1	8604-048	Heat Strip 9KW								x	x	2					
1	8604-079	Heat Strip 6KW									x				x		
1	8604-072	Heat Strip 9KW											x		x		
1	8604-090	Heat Strip 8KW														x	
1	8604-091	Heat Strip 10KW		x	x		x	x	2								
2	127-210	Heater Control Base	x	x	x	x	x	x	x	x	x	x				x	
2	127-211	Heater Control Base											x	x			
3	8402-075	Limit Control			x			x	x		x	x			x		
3	8402-074	Limit Control	x	x		x	x			x			x			x	
4	8402-073	Thermal Cutoff	1	2	3	1	2	3	4							2	
4	8402-030	Thermal Cutoff								2	4	4					
4	8402-059	Thermal Cutoff											2	4			
5	8615-037	Circuit Breaker 30A	x			x											
5	8615-053	Pull Disconnect												x	x		
5	8615-046	Circuit Breaker 60A								x	x	x					
5	8615-040	Circuit Breaker 50A	x	x	x											x	
5	8615-041	Circuit Breaker 60A		x	x	x	2	2	2								
6	8401-006	Heat Contactor 2 Pole	x		x	x		x	x	x	2	2				x	
6	8401-002	Heat Contactor 3 Pole		x	x		x	x	x				x	2			
7	8615-047	Jumper Bar	x	x	x	x	x	x	x								
8	8611-006	Ground Terminal	x	x	x	x	x	x	x								
9	8615-049	Jumper Bar Cover	x	x	x	x	x	x	x								
10	8201-013	Emergency Heat Relay			x			x	x		x	x			x		
	4097-122	Wiring Diagram	x			x											
	4097-140	Wiring Diagram														x	
	4097-142	Wiring Diagram		x			x										
	4097-153	Wiring Diagram			x			x									
	4097-161	Wiring Diagram							x								
	4097-221	Wiring Diagram								x							
	4097-231	Wiring Diagram									x	x					
	4097-321	Wiring Diagram											x				
	4097-331	Wiring Diagram													x		

Date: 5-29-94  
Supersedes: 12-01-92

HEATER PACKAGES  
AIR CONDITIONERS



Date: 12-01-92  
Supersedes: