

CONTROL KIT TO BASIC UNIT CONNECTION DIAGRAM

- FACTORY WIRE TO BE REMOVED
- - - - - FACTORY WIRE TO BE RECONNECTED
- ===== FACTORY WIRING
- ===== FIELD WIRING CONNECTION

- THIS OPTIONAL CONTROL ACCESSORY HAS BEEN ADDED TO THIS UNIT -

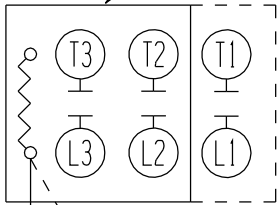
- IF ECONOMIZER IS INSTALLED, CONTROL KIT IS LOCATED BEHIND COMPRESSOR PARTITION IN THE RETURN AIR OPENING -

WAG MODELS

24V TERMINAL STRIP



COMPRESSOR CONTACTOR



YELLOW

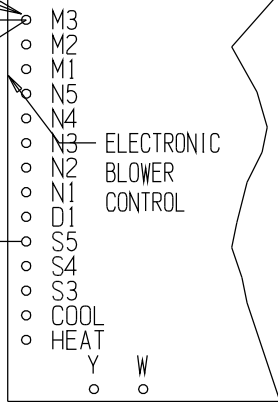
REMOVE FROM COMPRESSOR & RECONNECT TO FASTON PLASTIC QUICK CONNECT

FASTON PLASTIC QUICK CONNECT

CONTROL KIT

LOW AMBIENT CONTROL

MULTIPLIER



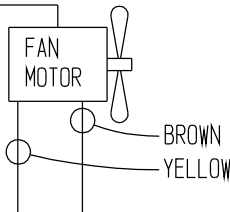
BLACK

YELLOW

YELLOW

TIME DELAY RELAY

BLACK MOTOR LEAD WAS CONNECTED TO TERMINAL S5



TO CAPACITOR

RED

RED