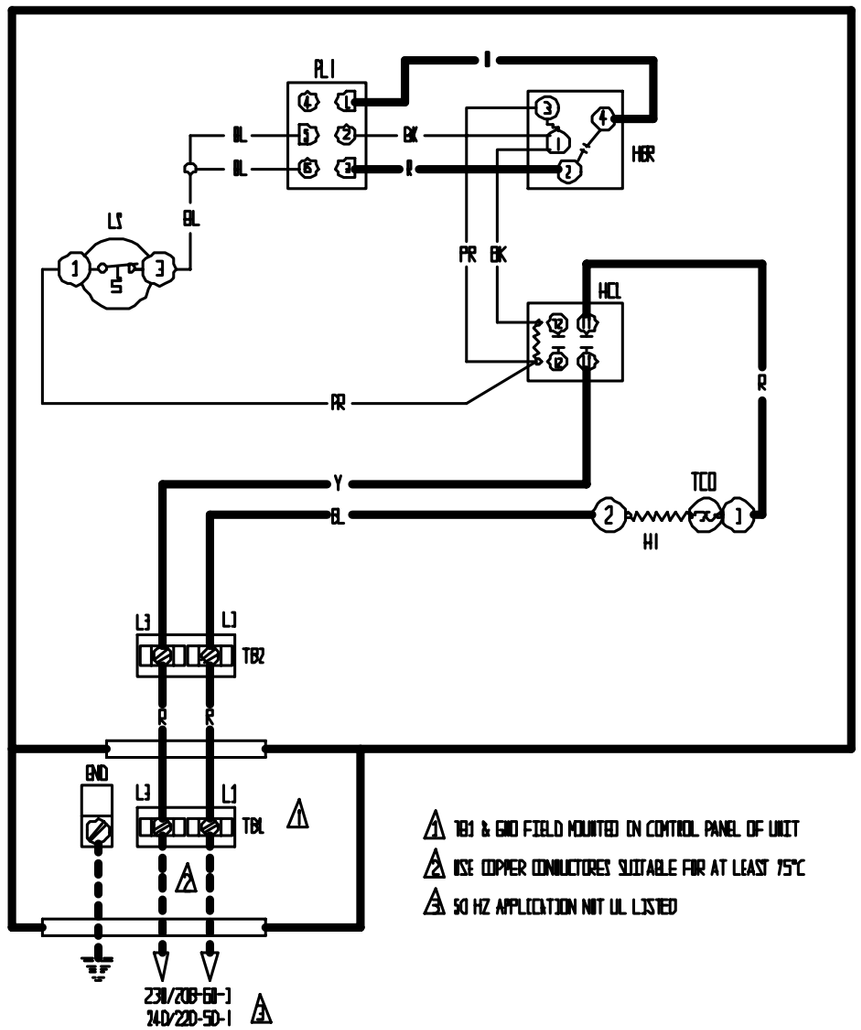

1 TB1 & GND FIELD MOUNTED IN CONTROL PANEL OF UNIT

2 USE COPPER CONDUCTORS SUITABLE FOR AT LEAST 75°C

3 50 HZ APPLICATION NOT UL LISTED

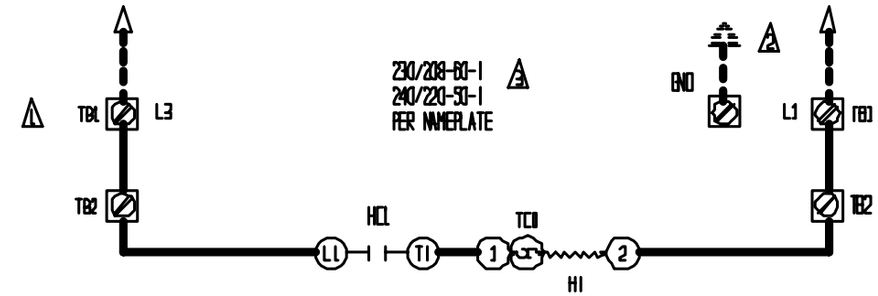

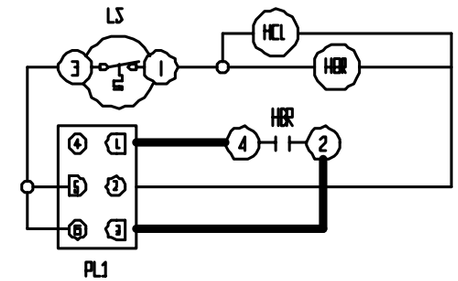

COMPONENT CODE			
GND	EQUIPMENT GROUND	HBR	HEATING BLOWER RELAY
H1	HEAT STRIP #1	LS	LIMIT SWITCH
H2	HEAT STRIP #2	PL1	PLUG #1
HC1	HEATER CONTACTOR #1	TB1	TERMINAL BLOCK 1
HC2	HEATER CONTACTOR #2	TB2	TERMINAL BLOCK 2
		TCO	THERMAL CUTOFF

	FACTORY STD.	FIELD	OPTIONAL
HIGH VOLTAGE	———	- - -	———
LOW VOLTAGE	———	- - -	———
ACCESSORY			—·—·—

COLOUR CODE							
BK	BLACK	Y	YELLOW	V (PR)	VIOLET PURPLE	T	TAN
BR	BROWN	G	GREEN	GY (S)	GRAY SLATE	PK	PINK
R	RED	BL	BLUE			L	LAVENDER
O	ORANGE	W	WHITE				

BARD MFG. CO.

DWG.	4067-L11
DRN.	DUCHENE
CHK./APPR.	