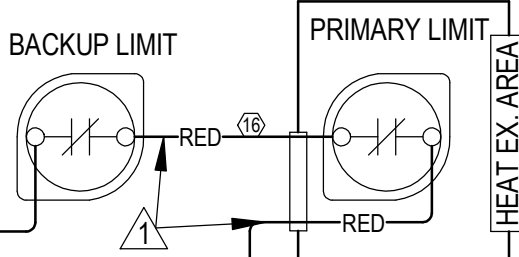


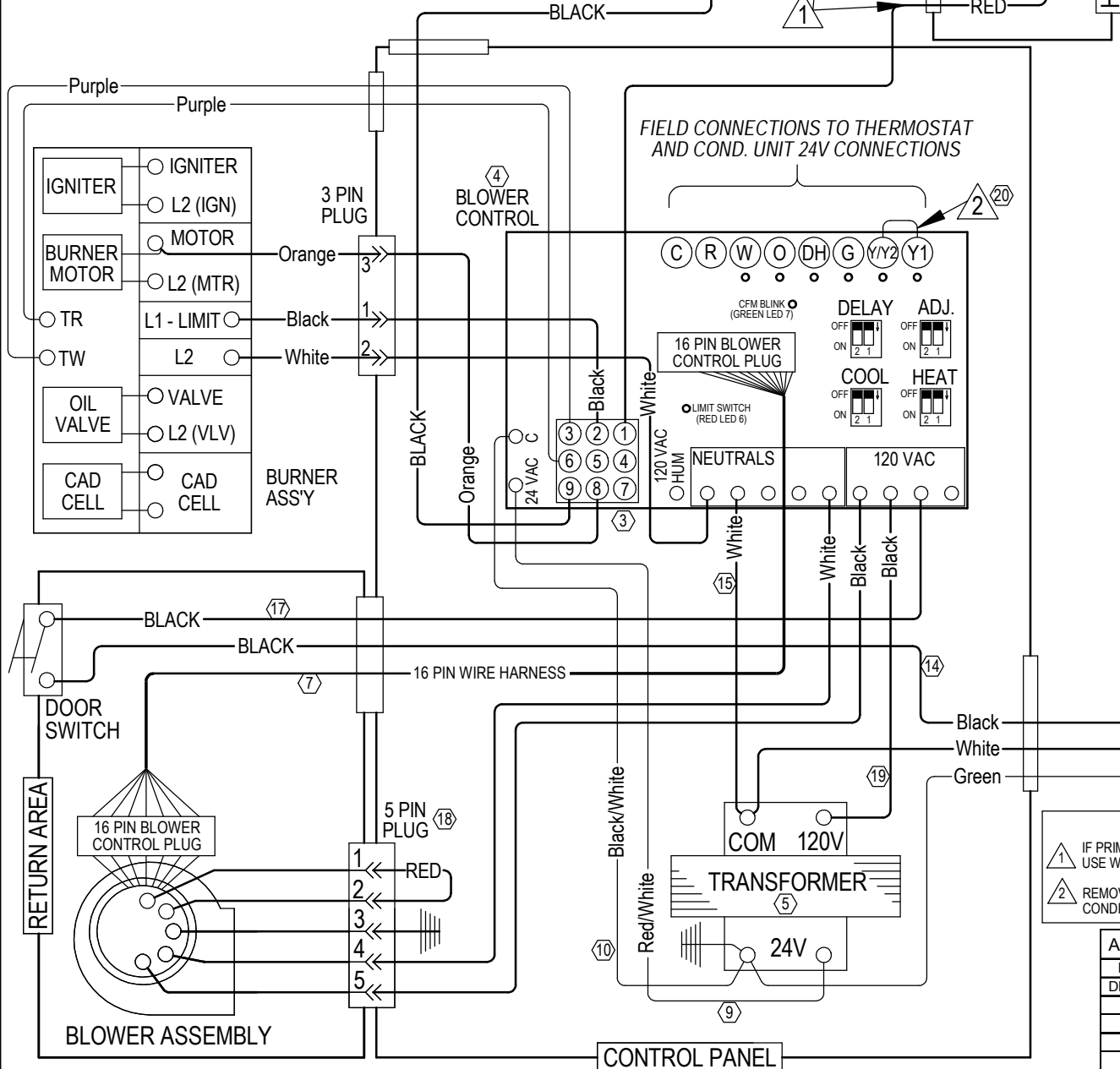
HEATING DELAY PROFILE TAPS								
MODEL	SWITCH #1	SWITCH #2	ON DELAY SECONDS	ON DELAY % CFM	PRE-RUN TIME SECONDS	PRE-RUN % CFM	OFF DELAY SECONDS	OFF DELAY % CFM
ALL	OFF	OFF	30	0	60	50	300	82
	ON	OFF	30	0	60	50	240	100
	OFF	ON	45	0	120	44	300	88
	ON	ON	60	0	0	100	180	100



HEAT SWITCH SETTINGS					
UNIT	GPH INPU	TEMP. RISE	HEAT SWITCH		HEATING CFM
			DIP SW1	DIP SW2	
FLF/R085V42A	0.75	60°-90°	OFF*	OFF	1075
	0.75	60°-90°	ON	OFF*	1035
	0.65	60°-90°	OFF	ON	930
	0.55	60°-90°	ON	ON	790
FLF/R110V48A FLF/R110V60A	1	60°-90°	OFF	OFF*	1280
	1	60°-90°	ON*	OFF	1225
	0.85	60°-90°	OFF	ON	1060
	0.85	60°-90°	ON	ON	1060
FLR140V60A	1.25	60°-90°	OFF	OFF*	1860
	1.25	60°-90°	ON*	OFF	1790
	1.1	60°-90°	OFF	ON	1645
	1.1	60°-90°	ON	ON	1645

COOL SWITCH SETTINGS					
UNIT	NOM. A/C (TONS)	COOL SWITCH		CFM LOAD	
		DIP SW1	DIP SW2	FULL	PART
FLF/R085V42A	3.5*	OFF*	OFF*	1400	1000
	3	ON	OFF	1200	850
	2.5	OFF	ON	1000	725
	2	ON	ON	800	575
FLF/R110V48A	4*	OFF*	OFF*	1600	1150
	3.5	ON	OFF	1400	1000
	3	OFF	ON	1200	850
	2.5	ON	ON	1000	725
FLF/R110V60A FLR140V60A	5*	OFF*	OFF*	2000	1450
	4	ON	OFF	1600	1150
	3.5	OFF	ON	1400	1000
	3	ON	ON	1200	850

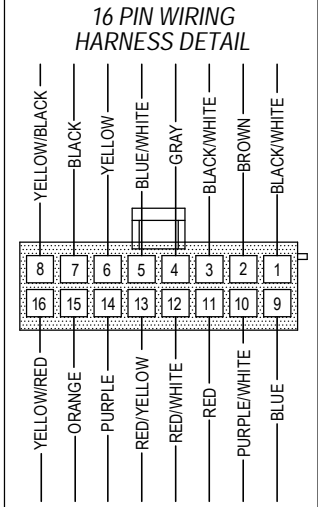
\* FACTORY SETTINGS



**! DANGER**  
\*ELECTRICAL SHOCK HAZARD  
\*DISCONNECT POWER BEFORE SERVICING.

**NOTES**  
1 IF PRIMARY LIMIT WIRES ARE TO BE REPLACED, USE WIRE WITH INSUL. TEMP. RATING OF 200°C.  
2 REMOVE PURPLE JUMPER WIRE FOR 2 STAGE AIR CONDITIONER OR HEAT PUMP.

ADJUSTMENT SWITCH SETTINGS		
DELAY SWITCH		ADJUSTMENT DETAILS
DIP SW1	DIP SW2	
OFF*	OFF*	NO CHANGES*
ON	OFF	+10% CFM
OFF	ON	-10% CFM
ON	ON	NO CHANGES



4047-123 C