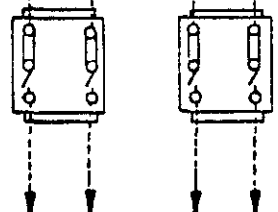


- ⚠ Reroute jumper from X2-W2 to X2-E.
- ⚠ Set heat anticipators at .40A for W1 and W2.

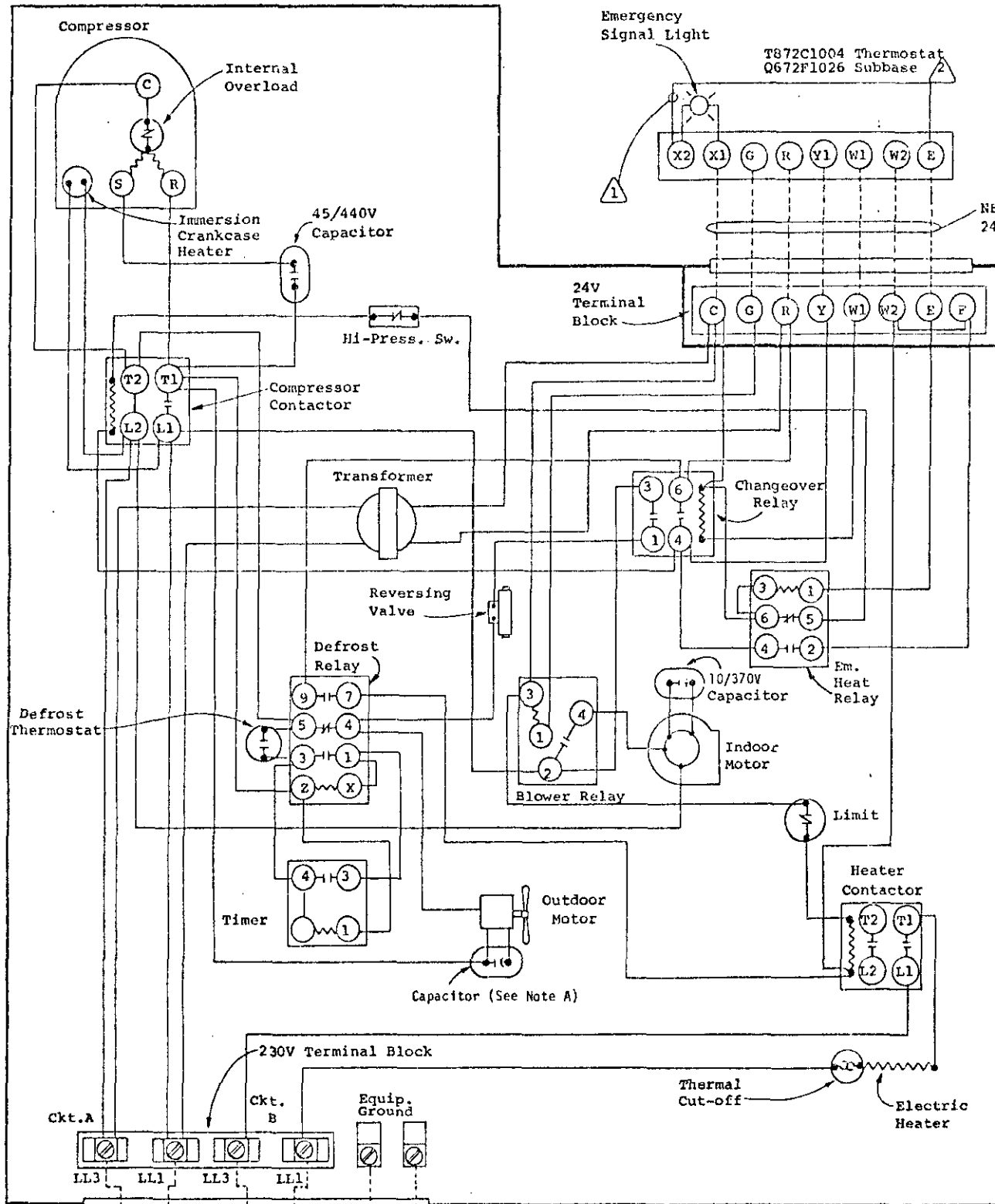
Fused Disconnect Switch



USE COPPER OR ALUMINUM WIRE

Factory Wiring ———
Field Wiring - - -

Single Package Heat Pump 4 and 5 Ton w/5kw



- ① Reroute jumper from X2-W2 to X2-E.
- ② Set heat anticipators at .40A for W1 and W2.

NOTE A: 4-Ton Capacitor - 15/370V
 5-Ton Capacitor - 7 1/2/370V

Single Package
 Heat Pump
 4 and 5 Ton
 w/5kw

USE COPPER OR
 ALUMINUM WIRE

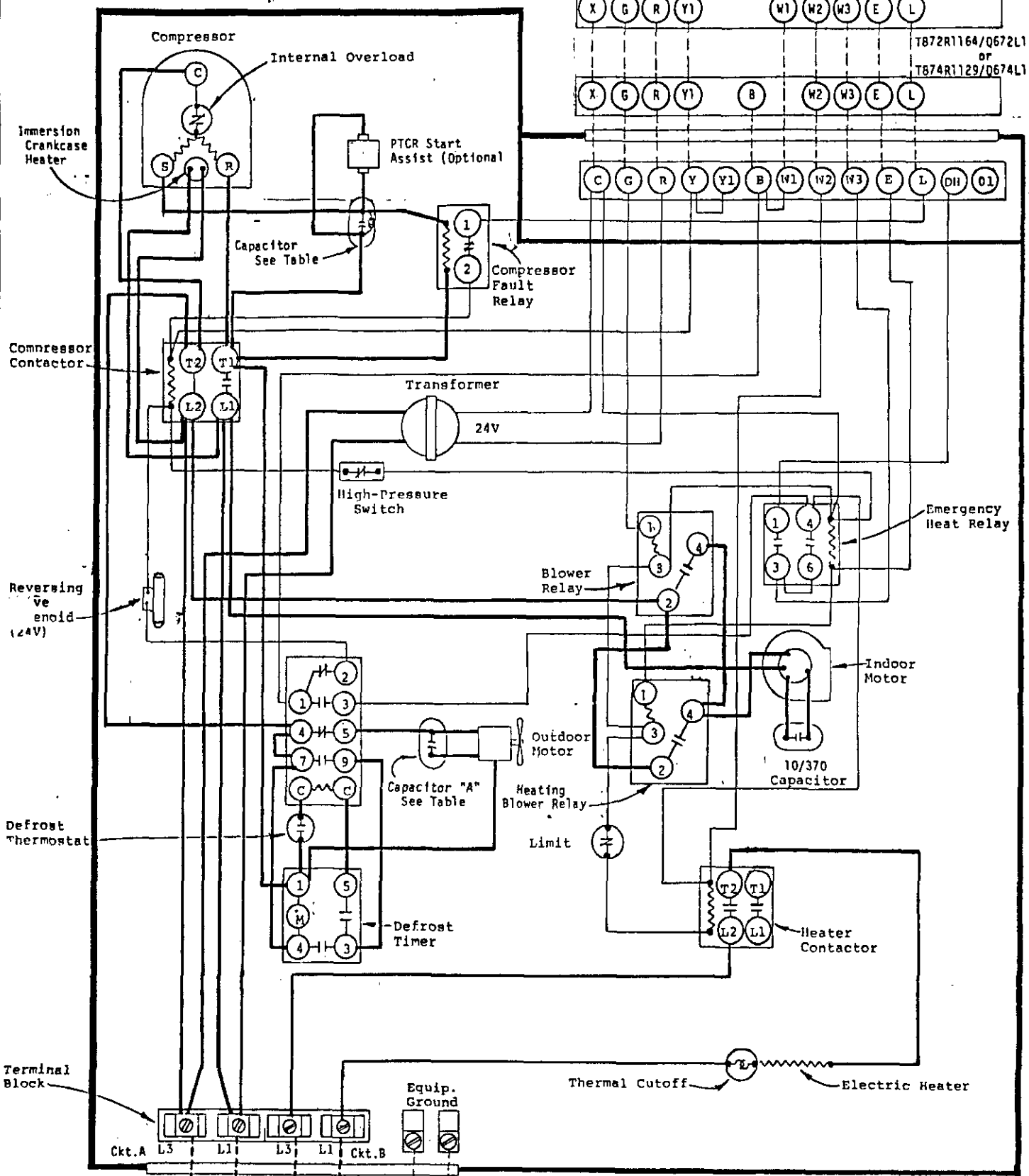
Factory Wiring ———
 Field Wiring - - -

Fused
 Disconnect
 Switch

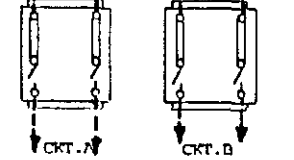
TB72N1036/Q672F1299
or
TB74N1024/Q674F1261

TB72R1164/Q672L1185
or
TB74R1129/Q674L1181

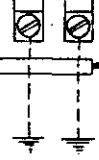
24V
Terminal
Block



Fused
Disconnect
Switch



Equip.
Ground



USE COPPER OR
ALUMINUM WIRE

MODEL	CAP. "A"	CAP. "B"
PH42	15/370	40/440
PH48-2	15/370	70/370
PH60-2	7.5/370	70/370

MODELS
PH42, PH48-2, PH60-2
HEAT PUMP
5 Kw

FACTORY WIRING	FIELD WIRING
Low Voltage	-----
High Voltage	-----

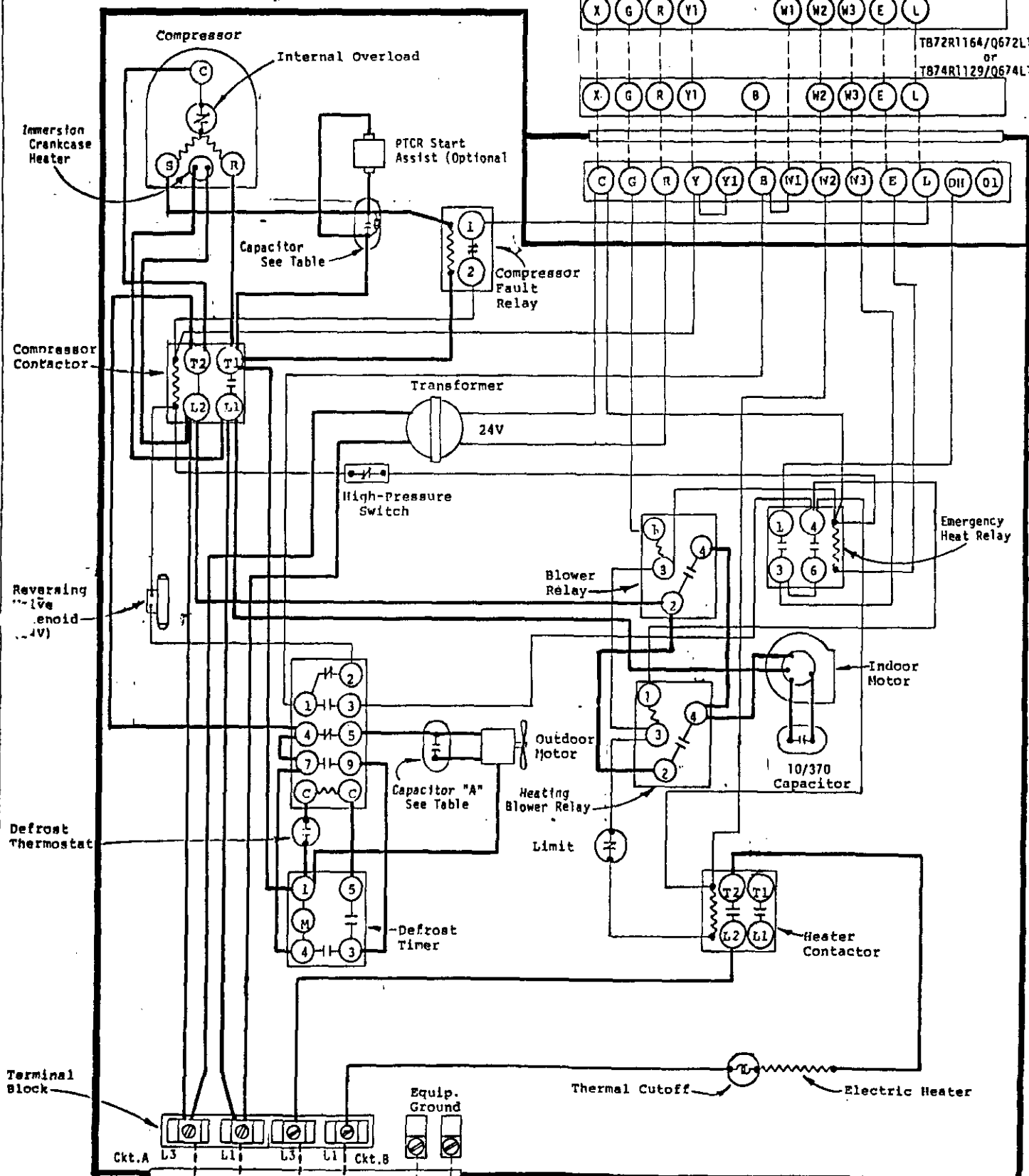
230/208-60-1

4006-120F

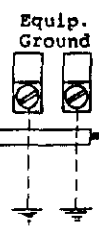
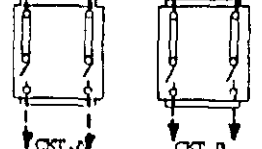
T872N1036/Q672F1299
 or
 T874N1024/Q674F1261

TB72R1164/Q672L1185
 or
 TB74R1129/Q674L1181

24V
 Terminal
 Block



Fused
 Disconnect
 Switch



USE COPPER OR
 ALUMINUM WIRE

MODEL	CAP. "A"	CAP. "B"
PH42	15/370	40/440
PH48-2	15/370	70/370
PH60-2	7.5/370	70/370

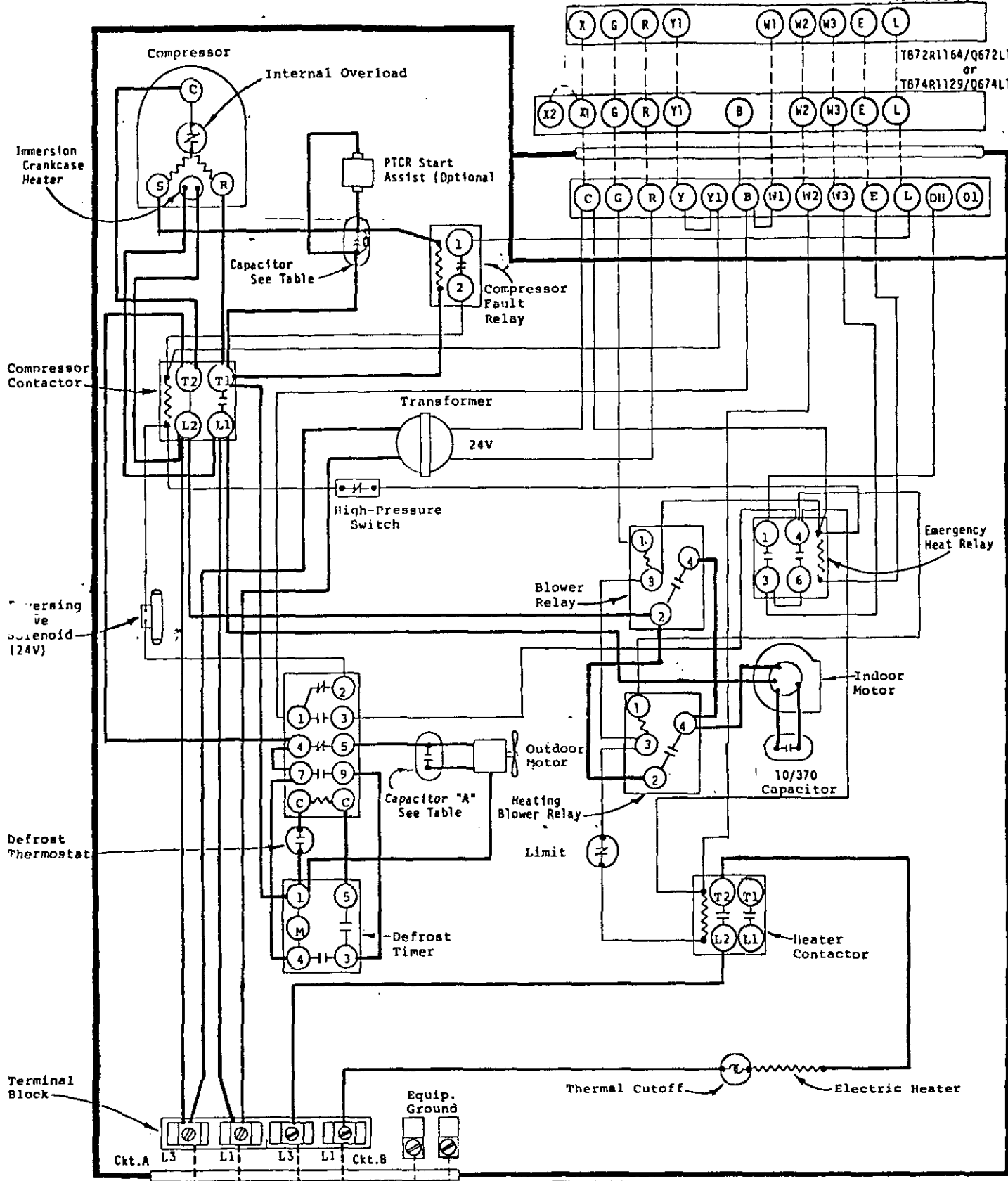
MODELS
 PH42, PH48-2, PH60-2
 HEAT PUMP
 5 Kw

FACTORY WIRING	FIELD WIRING
Low Voltage	-----
High Voltage	-----

TB72N1036/Q672F1299
or
TB74N1024/Q674F1261

TB72R1164/Q672L1185
or
TB74R1129/Q674L1181

24V
Terminal
Block



MODEL	CAP. "A"	CAP. "B"
PH42	15/370	40/440
PH48-2	15/370	70/370
PH60-2	7.5/370	70/370

MODELS
PH42, PH48-2, PH60-2
HEAT PUMP
5 Kw

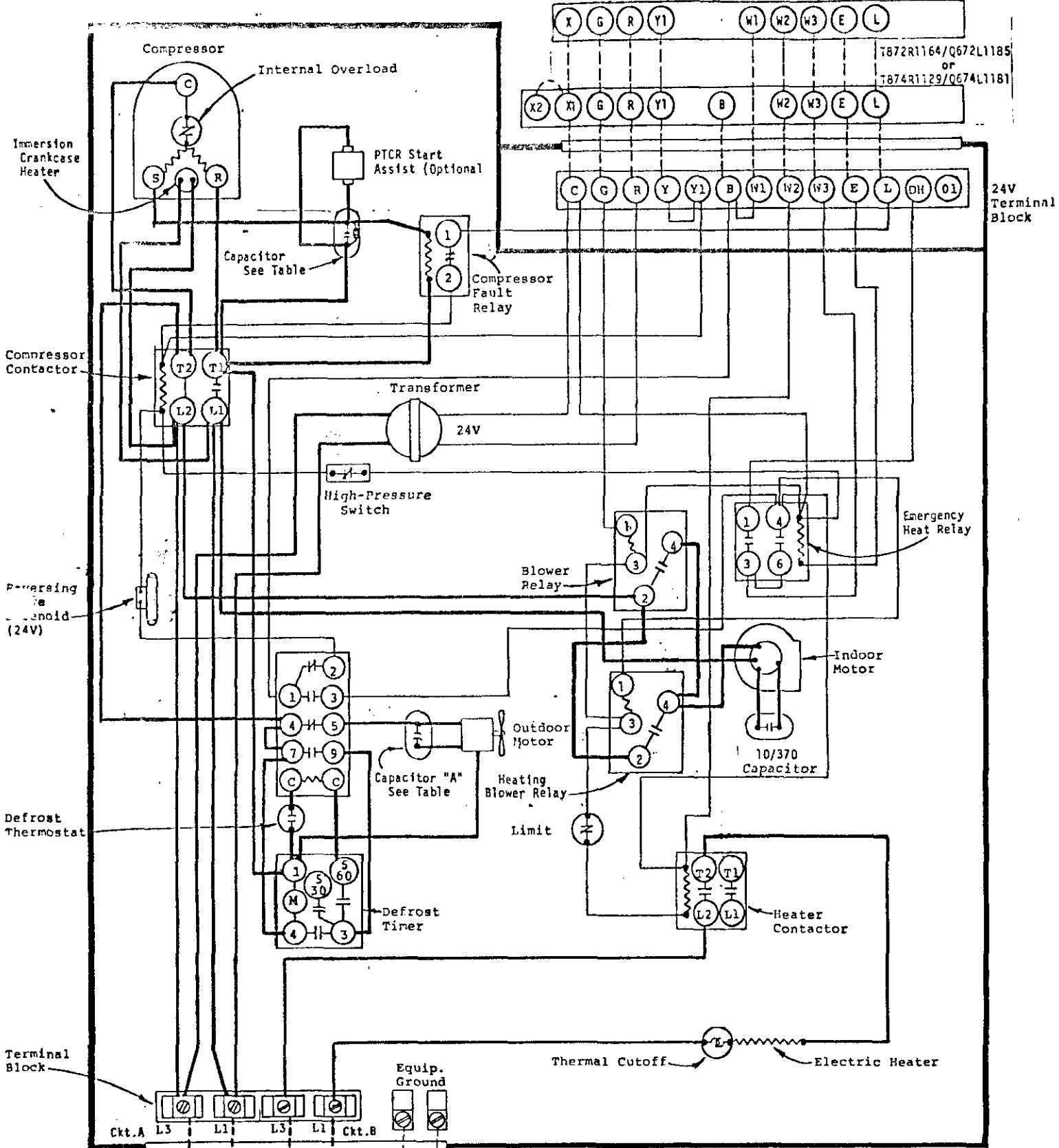
	FACTORY WIRING	FIELD WIRING
Low Voltage	—————	-----
High Voltage	—————	-----

USE COPPER OR ALUMINUM WIRE

Fused Disconnect Switch

T872N1036/Q672F1299
 or
 T874N1024/Q674F1261

T872R1164/Q672L1185
 or
 T874R1129/Q674L1181



Fused Disconnect Switch

USE COPPER OR ALUMINUM WIRE

MODEL	CAP. "A"	CAP. "B"
PH42	15/370	40/440
PH48-2	15/370	70/370
PH60-2	7.5/370	70/370

MODELS
 PH42, PH48-2, PH60-2
 HEAT PUMP
 5 Kw

FACTORY WIRING	FIELD WIRING
Low Voltage	-----
High Voltage	-----

T872N1036/Q672F1299

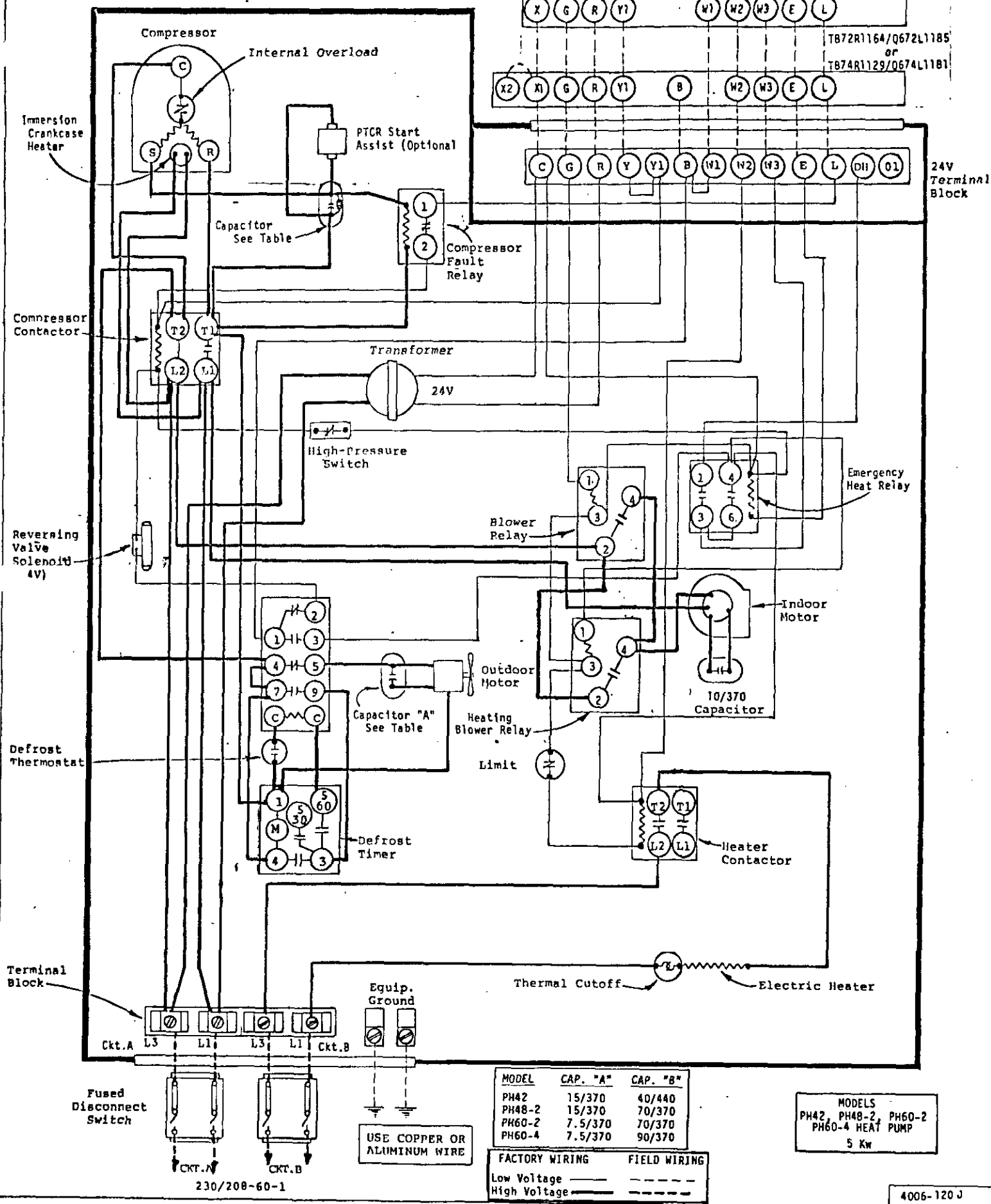
or

T874N1024/Q674F1261

T872R1164/Q672L1185

or

T874R1129/Q674L1181



MODEL	CAP. "A"	CAP. "B"
PH42	15/370	40/440
PH48-2	15/370	70/370
PH60-2	7.5/370	70/370
PH60-4	7.5/370	90/370

MODELS
PH42, PH48-2, PH60-2
PH60-4 HEAT PUMP
5 Kw

FACTORY WIRING	FIELD WIRING
Low Voltage	-----
High Voltage	-----

230/208-60-1

4006-120 J