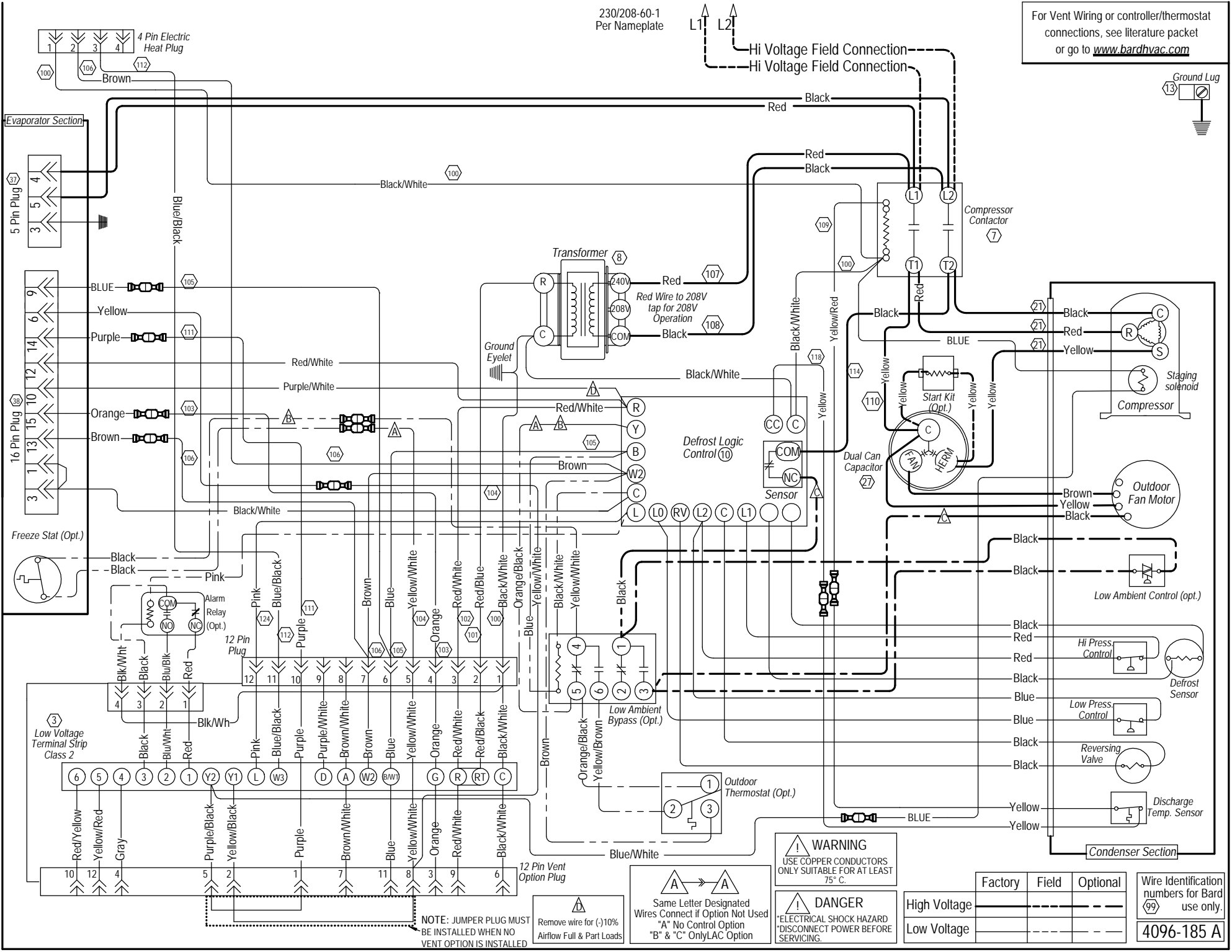


230/208-60-1
Per Nameplate



For Vent Wiring or controller/thermostat connections, see literature packet or go to www.bardhvac.com



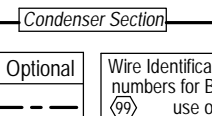
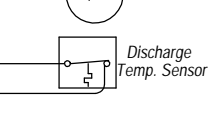
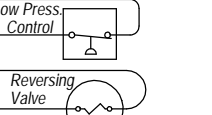
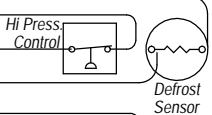
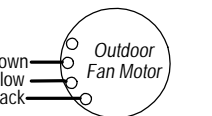
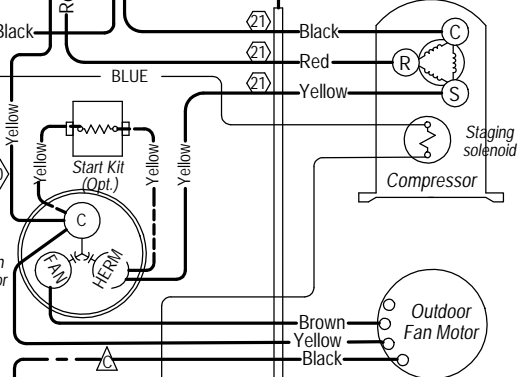
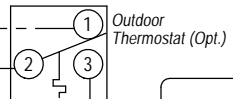
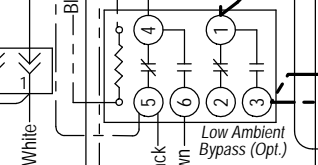
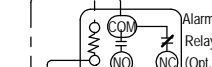
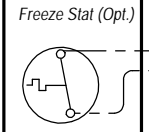
Evaporator Section

Transformer

Defrost Logic Control

Compressor Contactor

Condenser Section



NOTE: JUMPER PLUG MUST BE INSTALLED WHEN NO VENT OPTION IS INSTALLED

Remove wire for (>)10% Airflow Full & Part Loads

Same Letter Designated Wires Connect if Option Not Used
"A" No Control Option
"B" & "C" Only LAC Option

WARNING
USE COPPER CONDUCTORS ONLY SUITABLE FOR AT LEAST 75° C.
DANGER
ELECTRICAL SHOCK HAZARD
DISCONNECT POWER BEFORE SERVICING.

High Voltage	Factory	Field	Optional
Low Voltage			

Wire Identification numbers for Bard use only.
4096-185 A