



*Wall-Mounted Air Conditioners  
with PLC Technology*

*Let Logic Control The Flow*







BARD MANUFACTURING

## ***WELCOME TO A NEW ERA IN AIR CONDITIONING***

With millions of bits and bytes blazing through your facility, you need a cooling system that can take the heat. Only Bard's latest line of wall-mounted air conditioners give you ultimate performance and complete control over your entire system. Because we've added serious smarts to go with unmatched strength—it's called PLC (programmable logic control) technology, and it gives you a home base for cooling your entire site.

Bard's Logic Control (LC) Family gives you instant access to your inventory, detailed unit information, and lets you manage multiple buildings and controllers. The LC6000 connects up to 14 Bard units with seamless communication to keep you online all the time. Based on your specific needs, Bard can build a customized PLC-driven system to give you the greatest control over your equipment shelters—so you'll be one cool customer.

- ▶ 1.5–6 ton
- ▶ Full-flow economizer
- ▶ User-friendly building control
- ▶ 10+ EER operating efficiency
- ▶ AHRI certified
- ▶ 4 color options



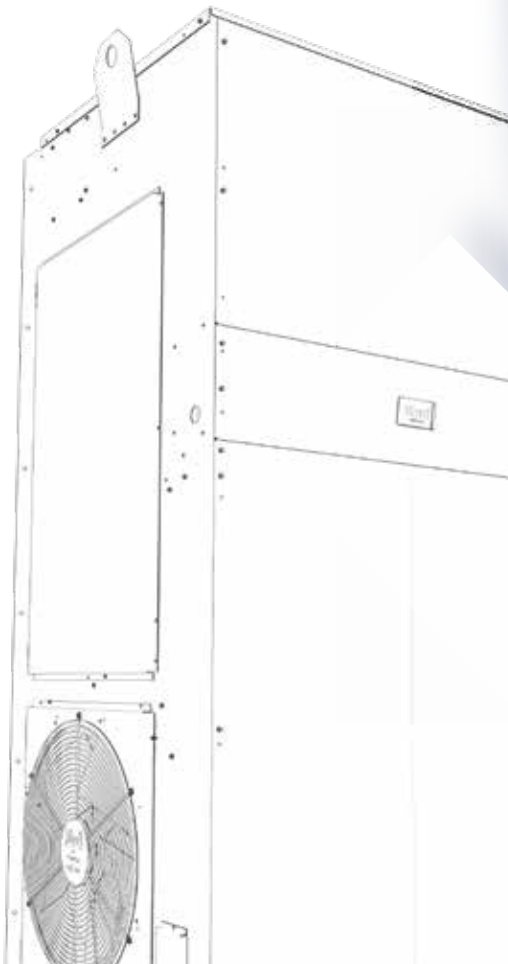
## MULTI-TEC™

### *Fits Anywhere—Combining Today's Standards with Tomorrow's Technology*

Revolutionary PLC technology gives this staple the added benefits of intelligent building protection. The PLC-driven MULTI-TEC™ offers greater flexibility and delivers exceptional energy efficiency. Connect up to 14 units, control three different environments through zoning, and command up to 200% greater operating productivity.

### *Efficiency For Large Facilities*

- ▶ 10+ EER (meets D.O.E. efficiency criteria for U.S. installations)
- ▶ Dual compressors are standard on all units, allowing three stages of cooling (meets IECC requirements)
- ▶ Variable speed blower, electronic expansion valve and compressors allow complete dehumidification capability as a standard feature
- ▶ 7.5–15 ton range launching through 2018
- ▶ Operate up to 14 units on one control with full PLC capabilities
- ▶ Ideal for industrial, heavy commercial, petroleum, and utility companies
- ▶ Averaging 90% ultra-high S/T ratios for extremely effective \$ per usable BTU



## LOGIC CONTROL (LC) FAMILY

*Connect to Comfort*

LC connectivity is compatible with four Bard wall-mount product families. The LC6000 connects FUSION-TEC, MULTI-TEC and MEGA-TEC on the same building for ultimate HVAC performance, and the LC2000 is compatible with the DUAL-TEC. Intelligent, intuitive and user-friendly, the LC Family ships with pre-set points and parameters to get you going, and the simple controls let you set your own in the field. Seamless onboard communication makes this the logical choice for maximum climate control.

MEGA-TEC™



## FUSION-TEC™

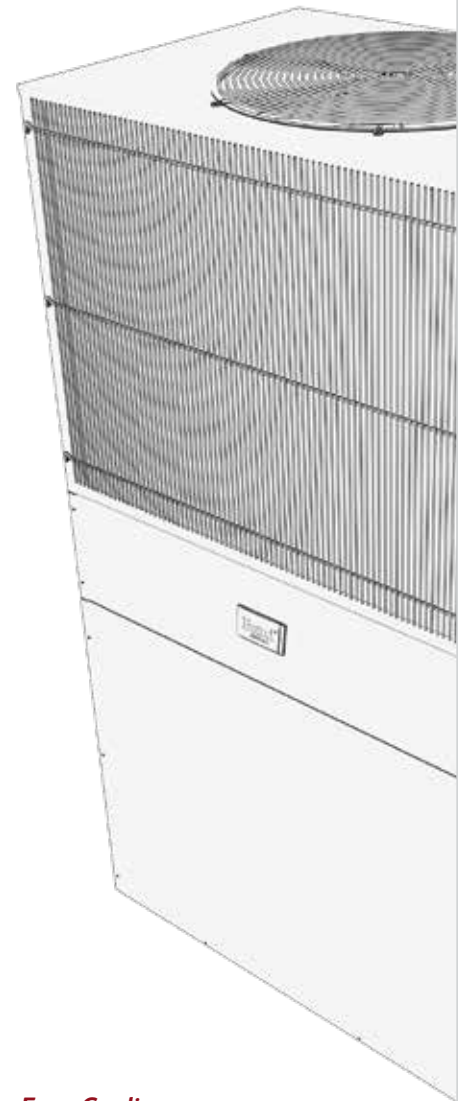


- ▶ Control up to 3 separate zones of operation
- ▶ Manage up to 14 units with a single control
- ▶ Remote mounted temperature and humidity sensors
- ▶ LED interface
- ▶ Multiple alarm functionalities
- ▶ Built-in humidification and dehumidification control
- ▶ SNMP Trap
- ▶ MODBUS
- ▶ IPV4 (IPV6 field upgradeable)

- ▶ 11 EER operating efficiency
- ▶ 2-stage compressor
- ▶ Variable speed motors
- ▶ 90%+ ultra-high S/T ratios for extremely effective \$ per usable BTU
- ▶ Zero recirculation of hot air from shelter exhaust in economizer mode
- ▶ Economizer exceeds 55 EER performance

### **Cost-Effective Cooling**

The FUSION-TEC™ unit offers ultimate climate control by combining energy efficiency and cost effectiveness. Its rugged, flexible construction is simple to install and can significantly lower utility costs, while the onboard full-flow economizer cuts out re-circulation. Consumers burn through more data now than ever, so you need an effective cooling system that can keep up. Here it is.



### **Shelter Batteries Power Free-Cooling**

Maximum efficiency means consistent temperatures and lower costs. The DUAL-TEC™ offers an intelligent DC-powered economizer which allows for reliable free-cooling and ventilation even if AC power is lost. In free-cooling mode, this unit supplies 100% airflow and exhaust without any additional relief openings in the shelter, so your temperatures are always constant and your facility stays conditioned.

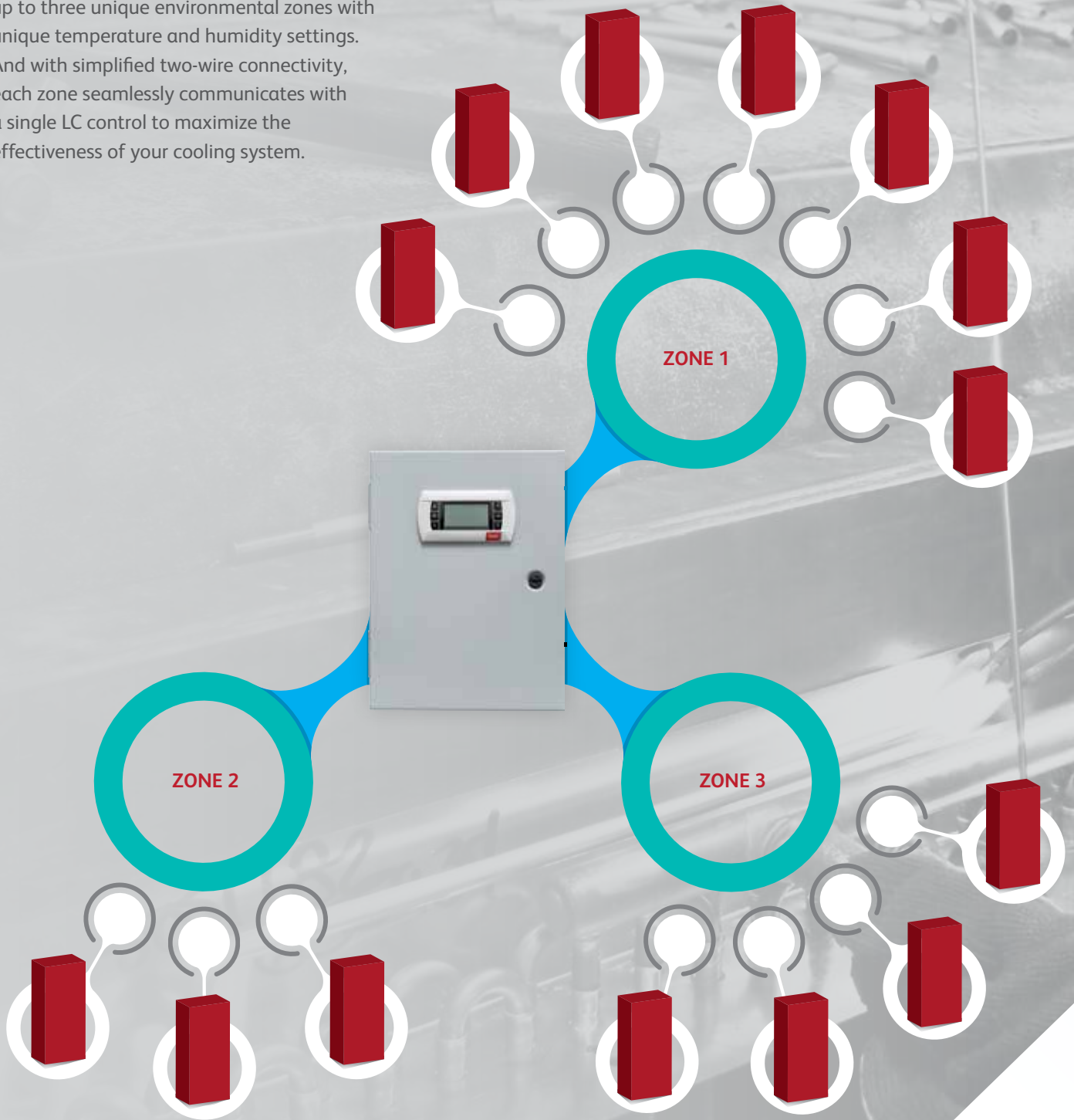
## DUAL-TEC™

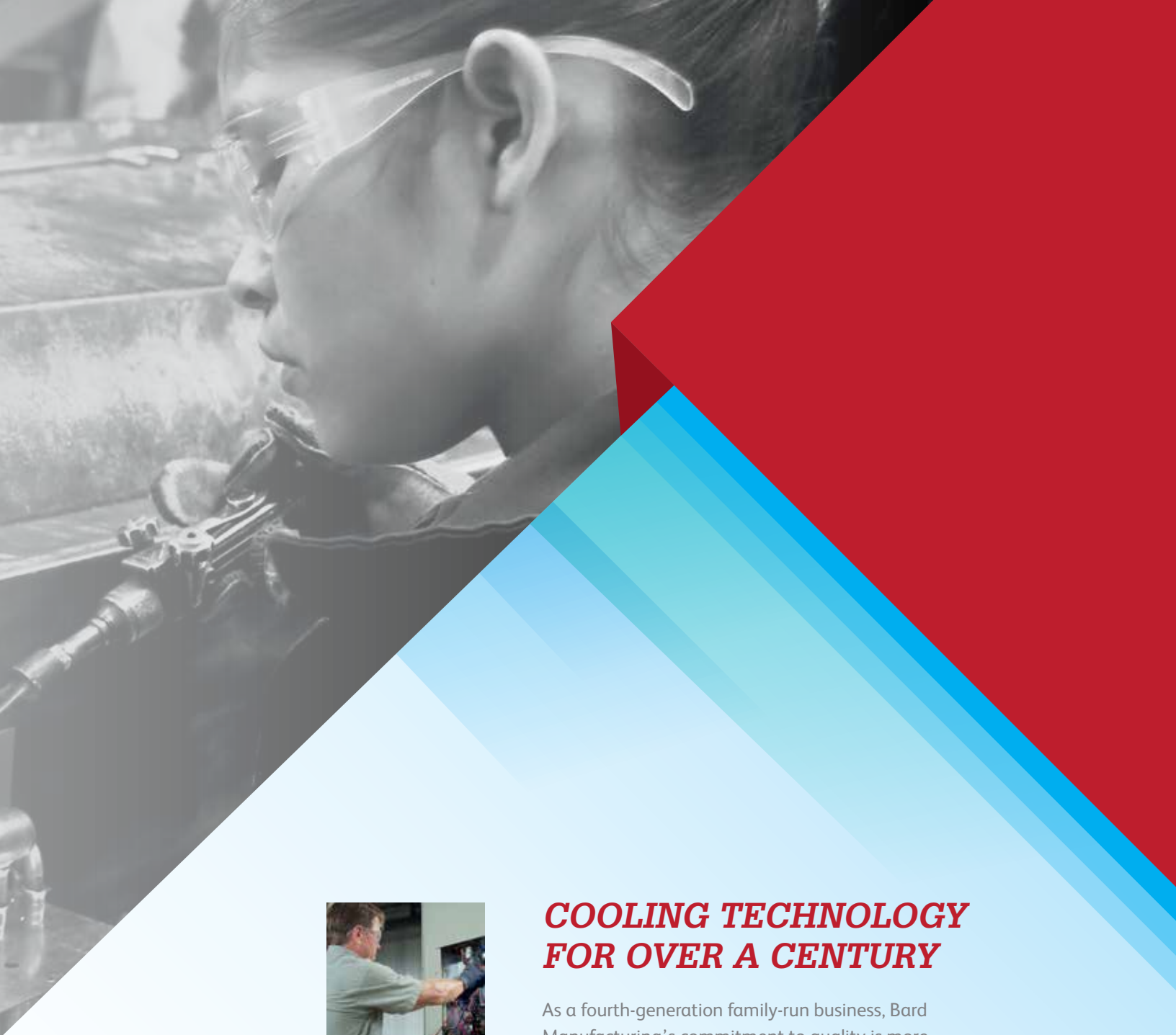


- ▶ Up to 11.5 EER
- ▶ 3-, 4-, 5-ton industry standard supply and return openings available making change-outs a breeze.
- ▶ AC & DC unit operations
- ▶ Negative 48VDC economizer comes standard
- ▶ Brushless negative 48VDC indoor blower motor
- ▶ AHRI certified
- ▶ 3 color options

## CONTROL MORE. WIRE LESS.

The LC Family of controls and wall-mount air conditioning machines allow for programming up to three unique environmental zones with unique temperature and humidity settings. And with simplified two-wire connectivity, each zone seamlessly communicates with a single LC control to maximize the effectiveness of your cooling system.





## ***COOLING TECHNOLOGY FOR OVER A CENTURY***

As a fourth-generation family-run business, Bard Manufacturing's commitment to quality is more than a company slogan, it's a deeply-ingrained value that extends to every aspect of our organization. We work hard each and every day to earn the business and respect of even our most loyal customers. And that unrelenting hard work and unyielding focus on quality has led to the innovative cooling solutions our customers have come to expect.

***Bard***<sup>®</sup>  
SINCE 1914

*Breathe easy. You've got Bard.*



Bard Manufacturing Company, Inc.  
1914 Randolph Dr., Bryan, OH 43506  
419-636-1194

[www.bardhvac.com](http://www.bardhvac.com)

© January 2017 | BARD013 | S3550