



ENGINEERED PRODUCT GUIDE

ENGINEERED PRODUCTS FOR YOUR APPLICATION.



SCHOOL



MODULAR



DEHUMIDIFICATION



VENTILATION
OPTIONS

Bard[®]
SINCE 1914

Climate Control Solutions

Interior Mount

I-TEC® Series



I30H-I60H 2 Stage Air Source Heat Pumps

I30H*D-I60H*D Dehumidification 2 Stage Air Source Heat Pumps

- Up to 16.5 IPLV cooling efficiency
- Up to 3.70 COP heating efficiency
- Up to 12.7 EER cooling efficiency
- 2.5 to 5 ton, single or three phase
- R-410A refrigerant
- 2 stage Copeland scroll compressor
- 2 stage cooling/3 stage heating
- 2 stage reverse cycle heating
- ECM variable speed blower motor
- Eco-friendly insulation
- Optional student anti-huffing lock
- Optional electric heat kits
- Optional ventilation alternatives
- Optional door vinyl graphics
- AHRI Certified
- ETL Listed (US and Canada)



I36Z-I60Z 2 Stage Air Source Heat Pumps

- Up to 16.5 IPLV cooling efficiency
- Up to 12.7 EER cooling efficiency
- 3, 4 and 5 ton, single or three phase
- R-410A refrigerant
- 2 stage Copeland scroll compressor
- 2 stage cooling/3 stage heating
- 2 stage reverse cycle heating
- ECM variable speed blower motor
- Eco-friendly insulation
- Optional student anti-huffing lock
- Optional electric heat kits
- Optional ventilation alternatives
- AHRI Certified
- ETL Listed (US and Canada)
- Designed for ultra quiet application needs



*I*Z Series*



I30A*D-I60A*D Dehumidification 2 Stage Air Conditioners

- Up to 16.5 IPLV cooling efficiency
- Up to 12.7 EER cooling efficiency
- 2.5 to 5 ton, single or three phase
- R-410A refrigerant
- 2 stage Copeland scroll compressor
- 2 stage cooling/2 stage heating
- ECM variable speed blower motor
- Eco-friendly insulation
- Optional student anti-huffing lock
- Optional electric heat kits
- Optional ventilation alternatives
- Optional door vinyl graphics
- AHRI Certified
- ETL Listed (US and Canada)



I-TEC® Series



I-TEC® Series with graphic option

Interior Mount

Q-TEC™ Series



Q24A-Q60A Series Air Conditioners *Q24A*D-Q60A*D Series* *Dehumidification Air Conditioners*

- Up to 10.0 EER cooling efficiency
- 2 to 5 ton, single or three phase
- R-410A refrigerant
- Copeland scroll compressor
- ECM variable speed blower motor
- Optional factory-installed electric heat
- Optional hot water coils
- Optional ventilation alternatives
- AHRI Certified
- ETL Listed (US and Canada)

QC Series Chilled Water

- 1 to 4 ton range-1 unit
- 230 or 115V available
- 2 or 3-way water valve
- ECM variable speed blower
- Stainless steel drain pan
- Optional factory-installed electric heat
- Optional hot water coils
- Optional ventilation alternatives
- ETL Listed (US and Canada)

Q-TEC™ Series



Q24H-Q60H Series Heat Pumps *Q24H*D-Q60H*D Series* *Dehumidification Heat Pumps*

- Up to 10.5 EER cooling efficiency
- 3.0 COP heating efficiency
- 2 to 5 ton, single or three phase
- R-410A refrigerant
- Copeland scroll compressor
- ECM variable speed blower motor
- Optional factory-installed electric heat
- Optional hot water coils
- Optional ventilation alternatives
- AHRI Certified
- ETL Listed (US and Canada)

Q-TEC™ Series



QW2S-QW5S Step Capacity *Geothermal Heat Pumps* *QW2S*D-QW5S*D* *Dehumidification Step Capacity* *Geothermal Heat Pumps*

- Up to 24.8 EER cooling efficiency
- Up to 5.95 COP heating efficiency
- 2 to 5 ton, single or three phase
- R-410A refrigerant
- Copeland scroll compressor
- ECM variable speed blower
- Cupronickel coaxial water coil
- Optional hot water coils
- Optional ventilation alternatives
- AHRI Certified
- ETL Listed (US and Canada)



Q-TEC™ Series

Exterior Wall-Mount™ Gas/Electric Units

15 IPLV

Efficiency Rating



WG3S-WG5S Series Step Capacity Gas/Electric

- Up to 15.6 IPLV cooling efficiency
- 82% TE (thermal efficiency)
- 3 to 5 ton, single or three phase
- Copeland step capacity compressor
- ECM indoor blower motor
- R-410A refrigerant
- “In-shot” burners
- Optional LP conversion kits
- Optional ventilation alternatives
- AHRI Certified
- ETL Listed (US and Canada)

10 EER

Efficiency Rating



W24G-W60G Series Gas/Electric W24G*D-W60G*D Series

Dehumidification Gas/Electric

- Up to 10.0 EER cooling efficiency
- 82% TE (thermal efficiency)
- 2 to 5 ton, single or three phase
- R-410A refrigerant
- “In-shot” burners
- Optional LP conversion kits
- Optional ventilation alternatives
- AHRI Certified
- ETL Listed (US and Canada)

Wall Curb Options

- Upgrade, sound and isolation curbs available for specific applications
- Insulated in all critical areas
- Color coordinated with wall-mount color options
- Designed for easy installation



Wall-Mount™ Gas/Electric

Climate Control Options & Accessories

CompleteStat

- Networkable thermostat and controller
- Built-in temperature, humidity and motion sensors
- Installed as a stand-alone application or part of a BACnet network



CompleteStat



CO₂ Controller

Thermostats

- Digital non-programmable or programmable
- Automatic or manual changeover
- Remote indoor/outdoor temperature sensors

CO₂ Controller

- LCD display
- Response time 2 minutes

Locking Covers

- Universal locking thermostat cover

BrightStat

- Color digital touch screen
- Optional built-in temperature, humidity and motion sensors
- Optional CO₂ and Zigbee® Pro wireless networking



Temperature & Humidity Controller



BrightStat

Exterior Wall-Mount™ Air Conditioners

15 IPLV

Efficiency Rating

WA3S-WA5S Series Step Capacity

- Up to 15.2 IPLV cooling efficiency
- 3 to 5 ton, single or three phase
- Copeland step capacity compressor
- ECM indoor blower motor
- R-410A refrigerant
- Optional electric heat kits
- Optional ventilation alternatives
- AHRI Certified
- ETL Listed (US and Canada)

10 EER

Efficiency Rating

W12AA-W72AA Series

Air Conditioner

W30AAD-W60AAD Series

Dehumidification Air Conditioner

- Up to 10.3 EER cooling efficiency
- 1 to 6 ton capacity
- Rotary, reciprocating and Copeland scroll compressors
- R-410A refrigerant
- Optional electric heat kits
- Optional ventilation alternatives
- AHRI Certified
- ETL Listed (US and Canada)

9 EER

Efficiency Rating

W17A2-W60A2 Series

Air Conditioner

W30A2D-W60A2D Series

Dehumidification Air Conditioner

- Up to 9.5 EER cooling efficiency
- 1.5 ton, single phase
- 2 to 5 ton, single or three phase
- Scroll compressor
- R-410A refrigerant
- Optional electric heat kits
- Optional ventilation alternatives
- AHRI Certified
- ETL Listed (US and Canada)

Exterior Wall-Mount™ Heat Pumps

14 IPLV

Efficiency Rating

T30S-T60S Quiet Climate

Step Capacity Heat Pumps

T30S*D-T60S*D Quiet Climate

Step Capacity Dehumidification

Heat Pumps

- Up to 15.0 IPLV cooling efficiency
- Up to 3.5 COP heating efficiency
- 2.5 to 5 ton, single or three phase
- Copeland scroll 2-stage compressor
- ECM indoor blower motor
- R-410A refrigerant
- Optional electric heat kits
- Optional ventilation alternatives
- AHRI Certified
- ETL Listed (US and Canada)

11 EER

Efficiency Rating

T24H-T60H Quiet Climate

Heat Pumps

T24H*D-T60H*D Quiet Climate

Dehumidification Heat Pumps

- Up to 11.2 EER cooling efficiency
- Up to 3.4 COP heating efficiency
- 2 to 5 ton, single or three phase
- Copeland scroll compressor
- ECM indoor blower motor
- R-410A refrigerant
- Optional electric heat kits
- Optional ventilation alternatives
- AHRI Certified
- ETL Listed (US and Canada)

10 EER

Efficiency Rating

W18HA-W60HA Series

Heat Pumps

W24HAD-W60HAD Series

Dehumidification Heat Pumps

- Up to 10.4 EER cooling efficiency
- Up to 3.0 COP heating efficiency
- 1.5 ton, single phase
- 2 to 5 ton, single or three phase
- R-410A refrigerant
- Copeland scroll compressor
- Optional electric heat kits
- Optional ventilation alternatives
- AHRI Certified
- ETL Listed (US and Canada)

9 EER

Efficiency Rating

W18H2-W60H2 Series

W24H2D-W60H2D Series

Dehumidification Heat Pumps

- Up to 9.5 EER cooling efficiency
- 3.0 COP heating efficiency
- 1.5 ton, single phase
- 2 to 5 ton, single or three phase
- R-410A refrigerant
- Copeland scroll compressor
- Optional electric heat kits
- Optional ventilation alternatives
- AHRI Certified
- ETL Listed (US and Canada)




Wall-Mount™
Air Conditioner

CABINET COLOR OPTIONS

Exterior Mounted Units



X = BEIGE



1 = WHITE



4 = BUCKEYE GRAY



5 = DESERT BROWN



8 = DARK BRONZE



S = STAINLESS STEEL



A = ALUMINUM

O-TEC™ Cabinet



X = BEIGE



4 = BUCKEYE GRAY




V = SLATE FRONT/PLATINUM SIDES

I-TEC® Cabinet



X = BEIGE




1 = WHITE



4 = BUCKEYE GRAY

I-TEC® & O-TEC™ Louvers*



CLEAR ALUMINUM



DARK BRONZE



MEDIUM BRONZE



Bard Manufacturing Company, Inc.
1914 Randolph Dr., Bryan, OH 43506
419-636-1194

www.bardhvac.com

